

# **DIRECTORATE OF EDUCATION**

## **ANALYSIS OF CBSE RESULT 2011**

### **Class – XII PERFORMANCE**

# CBSE Class-XII (All Delhi)

## 2011 and 2010 A Quick look

<b>Year</b>	<b>Govt.</b>	<b>Public</b>	<b>Aided</b>	<b>Delhi KVs</b>
<b>2011</b>	<b>87.54</b>	<b>89.06</b>	<b>80.34</b>	<b>95.66</b>
<b>2010</b>	<b>88.87</b>	<b>86.38</b>	<b>75.90</b>	<b>92.09</b>
<b>Diff</b>	<b>-1.33</b>	<b>2.68</b>	<b>4.44</b>	<b>3.57</b>

## CBSE Class-XII (All Delhi)

<b>Year</b>	<b>Govt.</b>	<b>Public</b>	<b>Aided</b>	<b>Delhi KVs</b>
<b>2011</b>	<b>87.54</b>	<b>89.06</b>	<b>80.34</b>	<b>95.66</b>
<b>2010</b>	<b>88.87</b>	<b>86.38</b>	<b>75.90</b>	<b>92.09</b>
<b>2009</b>	<b>87.15</b>	<b>86.42</b>	<b>75.70</b>	<b>89.94</b>
<b>2008</b>	<b>85.70</b>	<b>87.81</b>	<b>78.61</b>	<b>89.33</b>
<b>2007</b>	<b>82.71</b>	<b>88.39</b>	<b>75.93</b>	<b>93.03</b>

## CBSE CLASS – XII RESULT FOR THE LAST DECADE(DGS)

<b>Year</b>	<b>No. of Students appeared</b>	<b>Pass %</b>
<b>2001-02</b>	<b>51560</b>	<b>71.23</b>
<b>2002-03</b>	<b>47849</b>	<b>76.96</b>
<b>2003-04</b>	<b>54341</b>	<b>77.80</b>
<b>2004-05</b>	<b>57616</b>	<b>76.44</b>
<b>2005-06</b>	<b>60570</b>	<b>78.07</b>
<b>2006-07</b>	<b>68915</b>	<b>82.73</b>
<b>2007-08</b>	<b>72205</b>	<b>85.70</b>
<b>2008-09</b>	<b>87176</b>	<b>87.15</b>
<b>2009-10</b>	<b>97402</b>	<b>88.87</b>
<b>2010-11</b>	<b>112189</b>	<b>87.54</b>

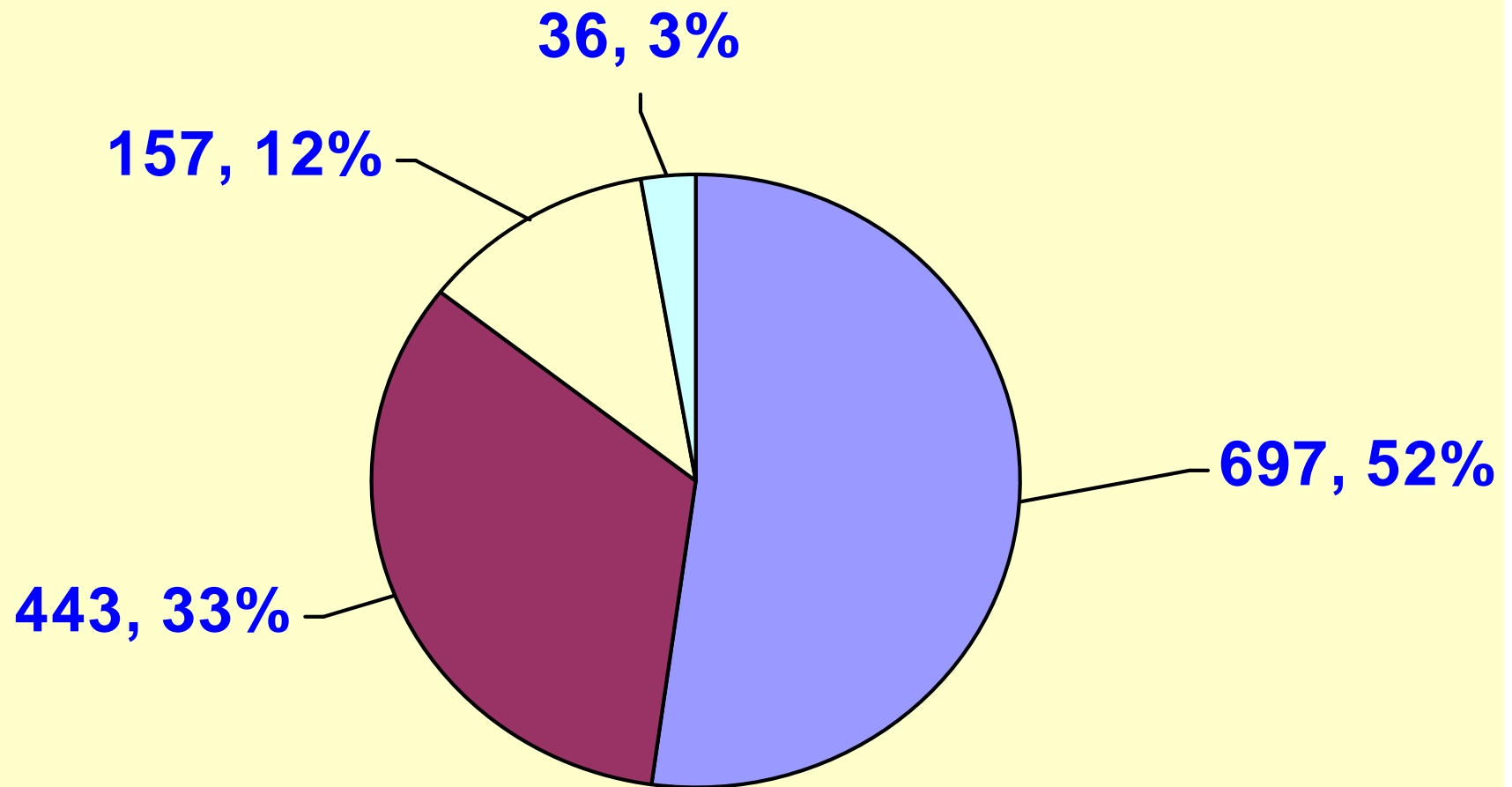
# Graphical View of CBSE Class XII Result for the last 10 years



## Category wise number of schools appeared Class-XII CBSE 2011

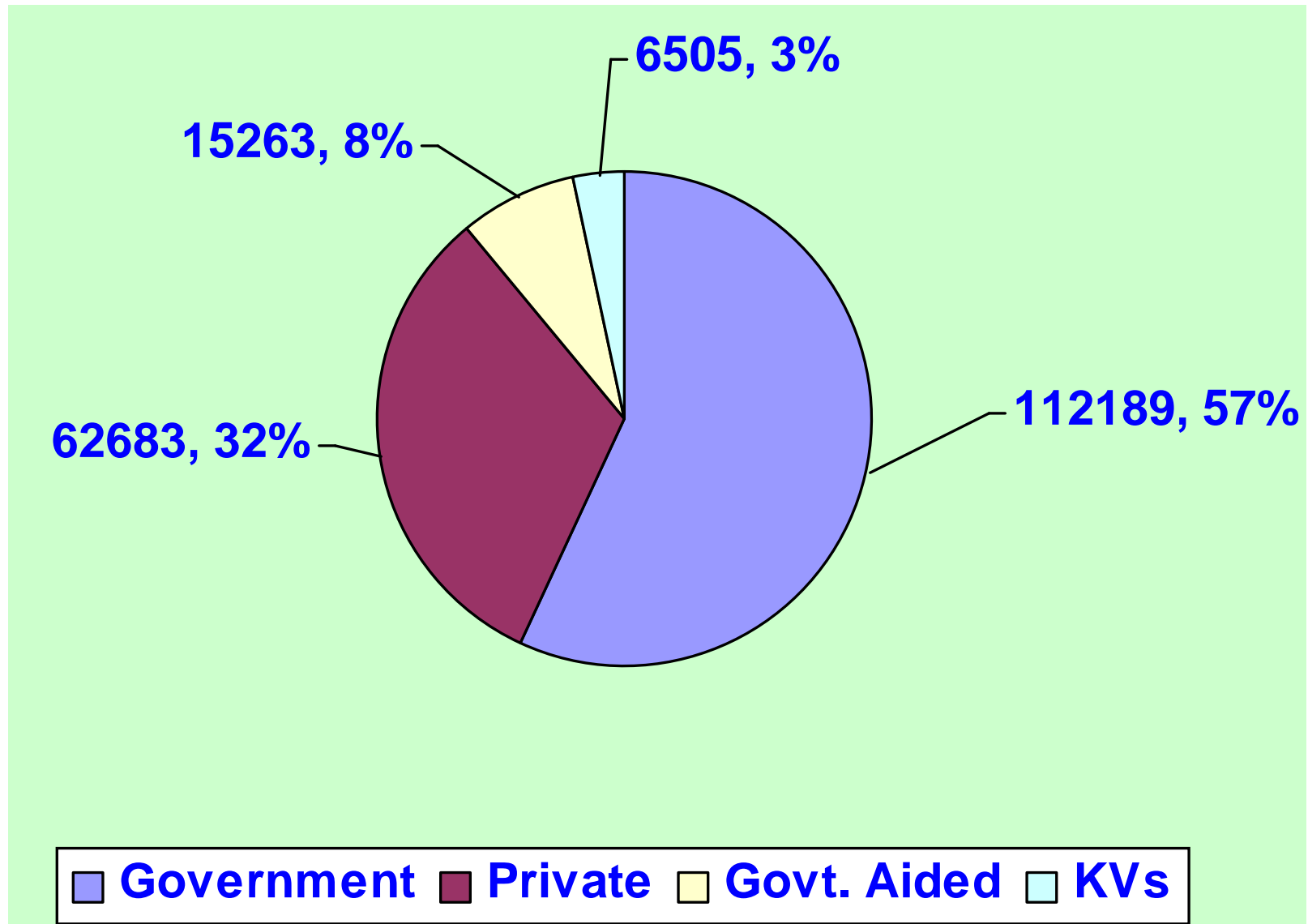
Government	697
Govt. Aided	157
KVs	36
Private	443
JNV	2
Foreign Schools	91
Blind/Deaf & Dumb Schools	2
Patrachar Vidyalaya	1

## Number of Schools Appeared for CBSE 2010 CLASS-XII



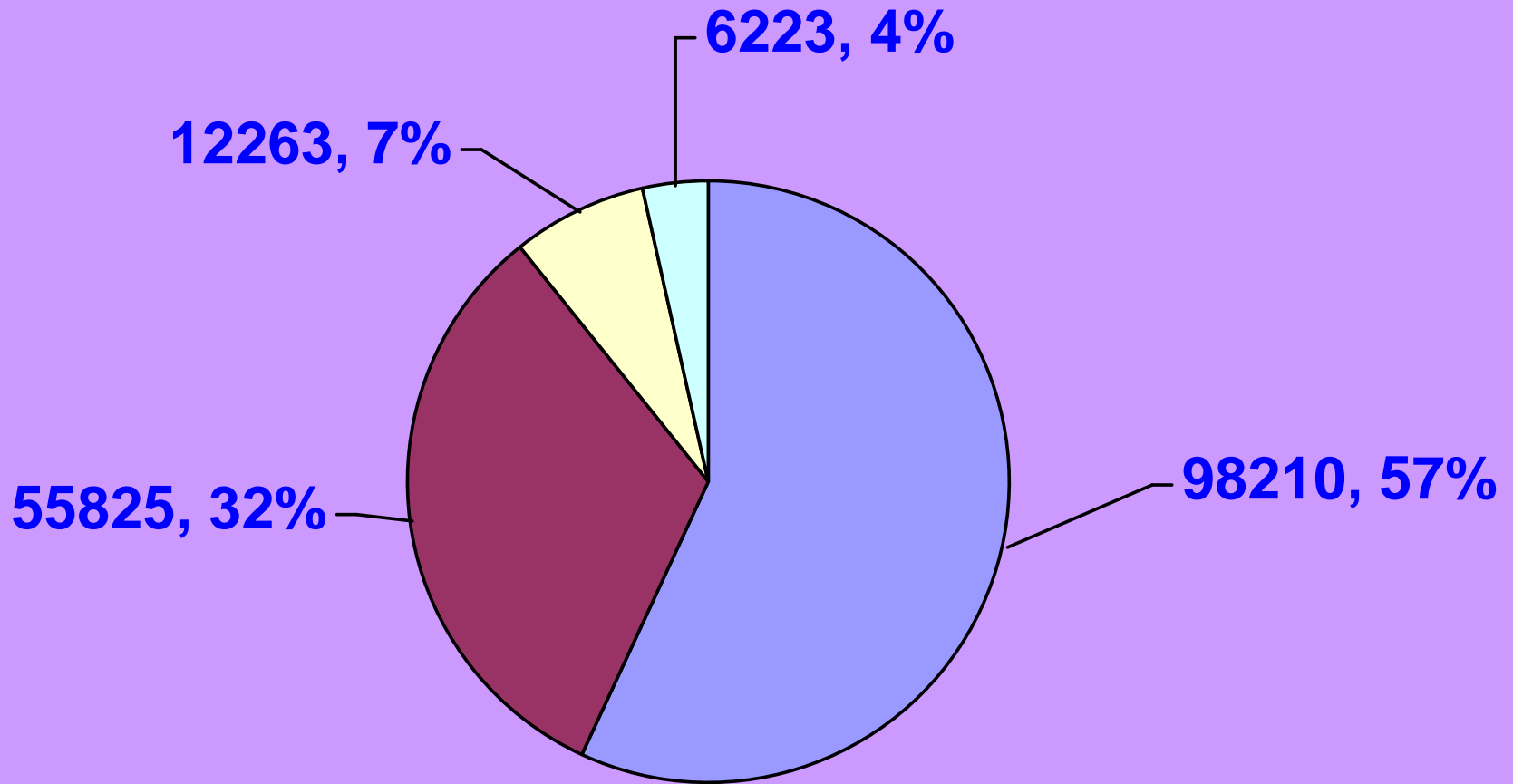
**Government** **Private** **Govt. Aided** **KV's**

# 57% Students Appeared Out from DGS





# 57% Students Passed from DGS



**Government** **Private** **Govt. Aided** **KVs**

# CBSE 2011 Class –XII

## Performance Indicator (Government and Private)



**Pass Percentage**

**87.54**

**Appeared candidates increased by**

**11652**

## Difference between Govt. & Public Schools

Year	Government	Private	Difference
2005	76.44	89.47	-13.03
2006	78.07	88.69	-10.62
2007	82.73	87.84	-5.11
2008	85.70	87.29	-1.59
2009	87.15	86.42	<b>+0.73</b>
2010	88.87	86.38	<b>+2.49</b>
2011	87.54	89.06	<b>-1.51</b>

## CLASS – XII

### Number of Schools with Pass Percentage

<b>Year</b>	<b>100%</b>	<b>&gt;=90%</b>
2011	70	398
2010	63	400
2009	50	355
2008	70	343
2007	46	277
2006	30	169

# CBSE CLASS – XII RESULT 2011

57%(398) schools have attained 90% or above Pass Percentage.

80.3%(560) schools have attained more than 80% Pass Percentage.

## School Gender wise Pass Percentage

<b>Gender</b>	<b>APP</b>	<b>Pass</b>	<b>PP</b>	<b>QI</b>
<b>Boys</b>	<b>42731</b>	<b>34738</b>	<b>81.29</b>	<b>249.19</b>
<b>Girls</b>	<b>53830</b>	<b>49386</b>	<b>91.74</b>	<b>282.30</b>
<b>Co. Ed.</b>	<b>15628</b>	<b>14086</b>	<b>90.13</b>	<b>279.88</b>
<b>Total</b>	<b>112189</b>	<b>98210</b>	<b>87.54</b>	<b>269.35</b>

## Shift wise Pass Percentage

<b>Shift</b>	<b>APP</b>	<b>Pass</b>	<b>PP</b>	<b>QI</b>
Morning	80649	73284	90.87	279.56
Evening	31540	24926	79.03	243.27
Total	<b>112189</b>	<b>98210</b>	<b>87.54</b>	<b>269.35</b>



## School Category wise Pass Percentage

<b>Gender</b>	<b>APP</b>	<b>Pass</b>	<b>PP</b>	<b>QI</b>
<b>RPVV</b>	<b>2160</b>	<b>2115</b>	<b>97.92</b>	<b>350.14</b>
<b>Sarvodaya</b>	<b>59384</b>	<b>53362</b>	<b>89.86</b>	<b>274.79</b>
<b>Non-Sarvodaya</b>	<b>50645</b>	<b>42733</b>	<b>84.38</b>	<b>259.54</b>
<b>Total</b>	<b>112189</b>	<b>98210</b>	<b>87.54</b>	<b>269.35</b>

## Stream Wise Pass Percentage 2011

<b>Stream</b>	<b>APP</b>	<b>Pass</b>	<b>PP</b>	<b>QI</b>
Arts	72620	64029	88.17	262.45
Commerce	24716	21009	85.00	265.53
Science	8361	7234	86.52	305.28
Vocational	6492	5938	91.47	314.88
Total	<b>112189</b>	<b>98210</b>	<b>87.54</b>	<b>269.35</b>

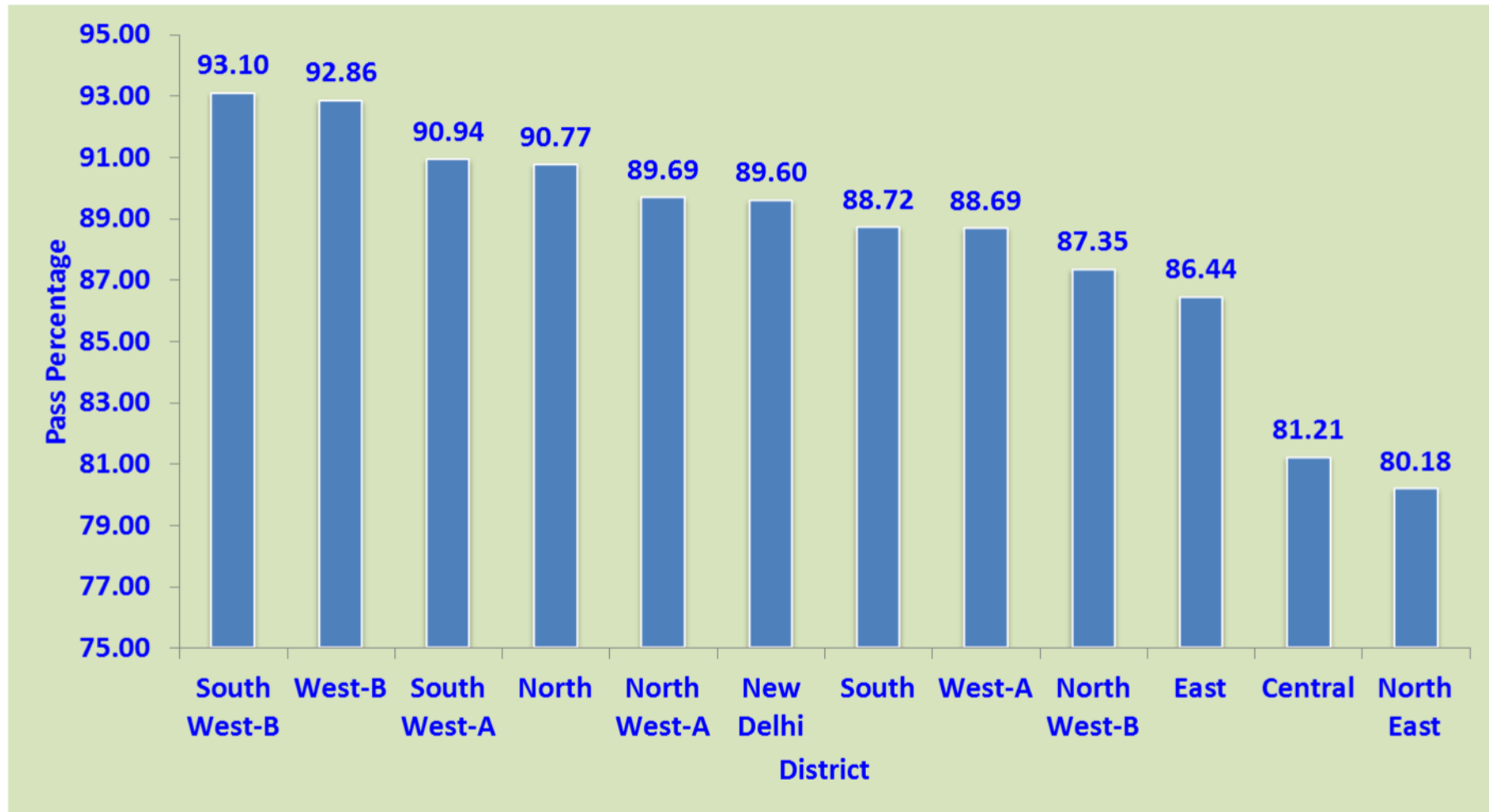
# Stream wise Pass Percentage

<b>Stream</b>	<b>PP11</b>	<b>PP10</b>	<b>PP09</b>	<b>PP 08</b>	<b>PP 07</b>	<b>PP 06</b>
<b>Science</b>	<b>86.52</b>	<b>83.84</b>	<b>85.08</b>	<b>82.12</b>	<b>75.12</b>	<b>69.92</b>
<b>Arts</b>	<b>88.17</b>	<b>90.30</b>	<b>87.78</b>	<b>86.23</b>	<b>84.18</b>	<b>79.25</b>
<b>Commerce</b>	<b>85.00</b>	<b>86.78</b>	<b>86.33</b>	<b>85.54</b>	<b>81.35</b>	<b>78.48</b>
<b>Vocational</b>	<b>91.47</b>	<b>89.86</b>	<b>87.14</b>	<b>86.53</b>	<b>87.97</b>	<b>80.08</b>

## **District wise Pass Percentage Class XII CBSE 2011**

<b>District</b>	<b>App</b>	<b>Pass</b>	<b>PP</b>	<b>QI</b>
<b>South West B</b>	<b>7554</b>	<b>7033</b>	<b>93.10</b>	<b>292.73</b>
<b>West B</b>	<b>10391</b>	<b>9649</b>	<b>92.86</b>	<b>281.77</b>
<b>South West A</b>	<b>4239</b>	<b>3855</b>	<b>90.94</b>	<b>278.88</b>
<b>North</b>	<b>5340</b>	<b>4847</b>	<b>90.77</b>	<b>280.38</b>
<b>North West A</b>	<b>11538</b>	<b>10348</b>	<b>89.69</b>	<b>271.23</b>
<b>New Delhi</b>	<b>606</b>	<b>543</b>	<b>89.60</b>	<b>270.09</b>
<b>South</b>	<b>16918</b>	<b>15010</b>	<b>88.72</b>	<b>265.62</b>
<b>West A</b>	<b>6470</b>	<b>5738</b>	<b>88.69</b>	<b>279.50</b>
<b>North West B</b>	<b>13415</b>	<b>11718</b>	<b>87.35</b>	<b>266.97</b>
<b>East</b>	<b>12938</b>	<b>11184</b>	<b>86.44</b>	<b>268.27</b>
<b>Central</b>	<b>1953</b>	<b>1586</b>	<b>81.21</b>	<b>258.02</b>
<b>North East</b>	<b>20827</b>	<b>16699</b>	<b>80.18</b>	<b>252.01</b>
<b>Total</b>	<b>112189</b>	<b>98210</b>	<b>87.54</b>	<b>269.35</b>

# Graphical view of District wise PP CBSE 2011 Class-XII



## District Wise CBSE 2011 - Comparison with 2010

	2011				2010				Difference	
District	App	Pass	PP	QI	App	Pass	PP	QI	PP	QI
East	12938	11184	86.44	268.27	11488	10266	89.36	290.65	-2.92	-22.37
North East	20827	16699	80.18	252.01	17882	15270	85.39	280.41	-5.21	-28.40
North	5340	4847	90.77	280.38	4976	4531	91.06	293.99	-0.29	-13.61
North West A	11538	10348	89.69	271.23	10141	9092	89.66	286.40	0.03	-15.17
North West B	13415	11718	87.35	266.97	11390	10177	89.35	285.36	-2.00	-18.40
West A	6470	5738	88.69	279.50	5689	4998	87.85	296.43	0.83	-16.92
West B	10391	9649	92.86	281.77	8535	8031	94.09	302.49	-1.24	-20.72
South West A	4239	3855	90.94	278.88	3831	3299	86.11	288.35	4.83	-9.47
South West B	7554	7033	93.10	292.73	6424	5961	92.79	300.57	0.31	-7.84
South	16918	15010	88.72	265.62	14761	12907	87.44	280.49	1.28	-14.88
New Delhi	606	543	89.60	270.09	501	458	91.42	294.17	-1.81	-24.08
Central	1953	1586	81.21	258.02	1784	1568	87.89	281.75	-6.68	-23.72
<b>Total</b>	<b>112189</b>	<b>98210</b>	<b>87.54</b>	<b>269.35</b>	<b>97402</b>	<b>86558</b>	<b>88.87</b>	<b>288.13</b>		

## District wise Ranking on the basis of PP

District	2011	2010	2009	2008	2007
<b>South West-B</b>	<b>1</b>	<b>2</b>	<b>4</b>	<b>5</b>	<b>5</b>
<b>West-B</b>	<b>2</b>	<b>1</b>	<b>1</b>	<b>2</b>	<b>1</b>
<b>South West-A</b>	<b>3</b>	<b>11</b>	<b>11</b>	<b>10</b>	<b>11</b>
<b>North</b>	<b>4</b>	<b>4</b>	<b>3</b>	<b>9</b>	<b>4</b>
<b>North West-A</b>	<b>5</b>	<b>5</b>	<b>2</b>	<b>3</b>	<b>2</b>
<b>New Delhi</b>	<b>6</b>	<b>3</b>	<b>8</b>	<b>7</b>	<b>10</b>
<b>South</b>	<b>7</b>	<b>10</b>	<b>7</b>	<b>8</b>	<b>8</b>
<b>West-A</b>	<b>8</b>	<b>9</b>	<b>6</b>	<b>6</b>	<b>7</b>
<b>North West-B</b>	<b>9</b>	<b>7</b>	<b>5</b>	<b>1</b>	<b>3</b>
<b>East</b>	<b>10</b>	<b>6</b>	<b>10</b>	<b>11</b>	<b>6</b>
<b>Central</b>	<b>11</b>	<b>8</b>	<b>9</b>	<b>4</b>	<b>9</b>
<b>North East</b>	<b>12</b>	<b>12</b>	<b>12</b>	<b>12</b>	<b>12</b>

# CBSE CLASS-XII RESULT

## Difference between Top and Bottom Districts Pass Percentage

2011	2010	2009	2008	2007	2006
12.92	8.70	8.67	18.75	18.6	12.9



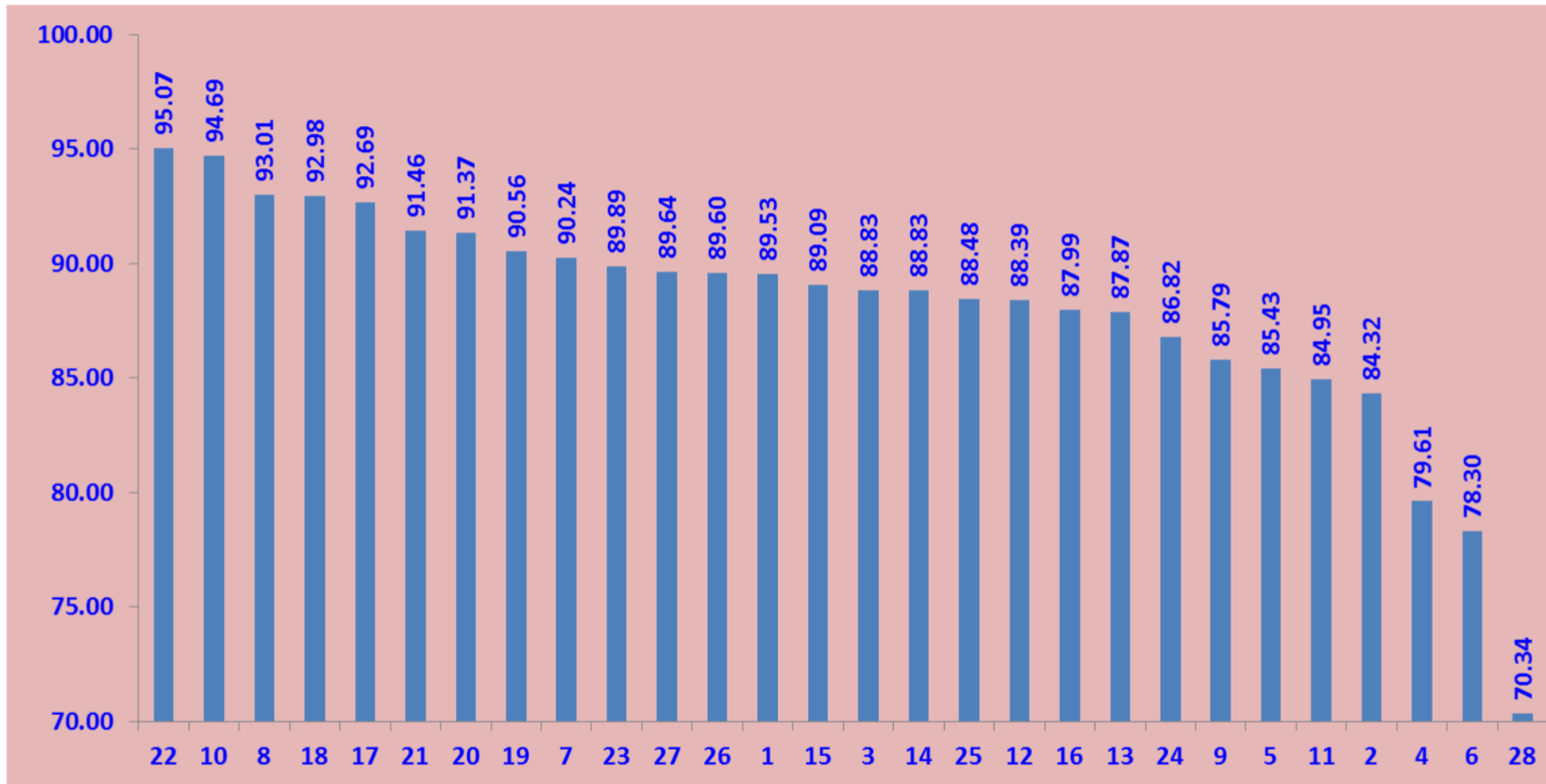
## Zone wise CBSE Class 12<sup>th</sup> 2011

Zone No.	App	Pass	PP	QI
22	3446	3276	95.07	304.35
10	5050	4782	94.69	289.91
8	1016	945	93.01	280.60
18	6068	5642	92.98	279.02
17	4323	4007	92.69	285.62
21	4108	3757	91.46	282.98
20	2004	1831	91.37	283.91
19	2235	2024	90.56	274.36
7	4324	3902	90.24	280.33
23	5884	5289	89.89	266.94
27	1100	986	89.64	277.73
26	606	543	89.60	270.09
1	2666	2387	89.53	276.28
15	2245	2000	89.09	278.73
<b>Total</b>	<b>112189</b>	<b>98210</b>	<b>87.54</b>	<b>269.35</b>

## Zone wise CBSE Class 12<sup>th</sup> 2011

Zone No.	App	Pass	PP	QI
3	3000	2665	88.83	278.19
14	2452	2178	88.83	287.99
25	8531	7548	88.48	265.39
12	6073	5368	88.39	256.86
16	1773	1560	87.99	268.75
13	3867	3398	87.87	276.82
24	2503	2173	86.82	263.27
9	6488	5566	85.79	256.70
5	3651	3119	85.43	260.69
11	3475	2952	84.95	273.66
2	7272	6132	84.32	261.25
4	9977	7943	79.61	249.95
6	7199	5637	78.30	250.46
28	853	600	70.34	232.61
<b>Total</b>	<b>112189</b>	<b>98210</b>	<b>87.54</b>	<b>269.35</b>

# Zone wise Pass Percentage Class-XII



## RPVVs Performance - 2011 CBSE Class-XII at a glance

S. No.	Sch ID	School Name	APP	Pass	PP	QI	RANK
1	1821137	Dwarka Sector-10, RPVV	97	97	100.00	379.35	1
2	1617009	Paschim Vihar, A 6-RPVV	117	116	99.15	378.56	2
3	1001104	Surajmal Vihar-RPVV	128	128	100.00	375.47	3
4	1514023	Hari Nagar, Block BE-RPVV	67	67	100.00	375.21	4
5	1003261	Gandhi Nagar-RPVV	131	131	100.00	374.26	5
6	1925334	Lajpat Nagar-RPVV	68	68	100.00	373.24	6
7	1208092	Kishan Ganj-RPVV	92	92	100.00	369.75	7
8	1106252	Nand Nagri, Block D-RPVV	99	99	100.00	369.57	8
9	1413076	Rohini, Sector 11-RPVV	127	125	98.43	367.96	9
10	2128031	Karol Bagh, Link Road, Plot No.1-RPVV	65	65	100.00	358.94	10
11	1309124	Shalimar Bagh, Block BT-RPVV	80	75	93.75	357.36	11
12	1104149	Yamuna Vihar, Block B-RPVV	150	141	94.00	349.74	12
13	1207113	Civil Lines, RPVV	174	169	97.13	336.94	13
14	1207107	Sham Nath Marg, RPVV	149	148	99.33	336.86	14
15	1924038	Lodhi Road, Tyagraj Nagar-RPVV	80	79	98.75	328.76	15
16	1310409	Narela, A-10 Pocket-5, RPVV	115	115	100.00	324.10	16
17	1720031	Vasant Kunj, B1-RPVV	113	113	100.00	322.65	17
18	1207108	Raj Niwas Marg, RPVV	167	153	91.62	320.78	18
19	1207008	Shankaracharya Marg, RPVV	141	134	95.04	308.28	19
			<b>2160</b>	<b>2115</b>	<b>97.92</b>	<b>350.14</b>	

## RPVVs – A comparison with last year

Sl. No.	School ID	School Name	2011				2010				DIFF	
			A	P	PP	QI	A	P	PP	QI	PP	QI
1	1001104	Surajmal Vihar	128	128	100.00	375.5	137	135	98.54	387.29	1.46	-11.83
2	1003261	Gandhi Nagar	131	131	100.00	374.3	134	134	100.00	386.34	0.00	-12.09
3	1104149	Yamuna Vihar	150	141	94.00	349.7	154	152	98.70	370.46	-4.70	-20.72
4	1106252	Nand Nagri	99	99	100.00	369.6	99	98	98.99	370.61	1.01	-1.05
5	1207008	Shankaracharya Marg	141	134	95.04	308.3	138	134	97.10	324.25	-2.06	-15.98
6	1207107	Sham Nath Marg	149	148	99.33	336.9	145	143	98.62	338.36	0.71	-1.51
7	1207108	Raj Niwas Marg	167	153	91.62	320.8	144	132	91.67	335.86	-0.05	-15.08
8	1207113	Civil Lines	174	169	97.13	336.9	179	179	100.00	333.67	-2.87	3.26
9	1208092	Kishan Ganj	92	92	100.00	369.8	84	83	98.81	366.45	1.19	3.30
10	1309124	Shalimar Bagh	80	75	93.75	357.4	90	82	91.11	346.81	2.64	10.55
11	1310409	Narela	115	115	100.00	324.1	82	82	100.00	334.29	0.00	-10.19
12	1413076	Rohini	127	125	98.43	368	128	127	99.22	377.36	-0.79	-9.40
13	1514023	Hari Nagar	67	67	100.00	375.2	60	59	98.33	387.20	1.67	-12.00
14	1617009	Paschim Vihar	117	116	99.15	378.6	110	110	100.00	388.03	-0.85	-9.48
15	1720031	Vasant Kunj	113	113	100.00	322.7	112	108	96.43	331.63	3.57	-8.98
16	1821137	Dwarka	97	97	100.00	379.4	94	94	100.00	391.04	0.00	-11.69
17	1924038	Lodhi Road	80	79	98.75	328.8	84	81	96.43	346.51	2.32	-17.75
18	1925334	Lajpat Nagar	68	68	100.00	373.2	63	62	98.41	366.35	1.529	6.88
19	2128031	Karol Bagh	65	65	100.00	358.9	58	58	100.00	388.00	0.00	-29.07

## Top 15 Non-Pratibha Schools - Class XII CBSE 2011

Sl. No.	School ID	School Name	App	Pass	PP	QI	Ra nk	Over all Delhi Rank
1	1208025	Pul Bangash-SKV	15	15	100.00	366.60	10	137
2	1822056	Khaira-GGSSS	102	100	98.04	355.17	13	181
3	1822031	Khera Dabar-G(Co-ed)SSS	42	42	100.00	347.88	15	211
4	1822048	Ujwa-GGSSS	36	36	100.00	347.14	16	213
5	1821204	Dwarka Sector-22, G(Co-ed)SSS	42	41	97.62	346.81	17	217
6	1310036	Narela, No.1-SKV	320	319	99.69	341.37	18	236
7	1822058	Pandawala Khurd-GGSSS	53	53	100.00	338.72	19	245
8	1310032	Prahalad Pur-SKV	131	131	100.00	334.53	22	266
9	1821033	Shahabad Mohammadpur-GGSSS	39	36	92.31	332.26	23	271
10	1310019	Bawana-GBSSS	223	221	99.10	331.09	24	275
11	1821022	Samalka-SKV	93	88	94.62	330.43	25	276
12	1207037	Shakti Nagar, No.1-SKV	215	214	99.53	330.33	26	277
13	1207039	Roop Nagar, No.1-GGSSS	284	262	92.25	329.82	27	279
14	1822066	Najafgarh, Jharoda Kalan-GGSSS	71	71	100.00	327.72	29	293
15	1413025	Kanjhawala-SKV	114	112	98.25	327.67	30	294 30

## PP & QI of Urdu Medium schools -2011

Sl. No.	School ID	School Name	App	Pass	PP	QI
1	2127017	Jama Masjid, No.2-SKV	97	95	97.94	308.93
2	2127179	Lal Kuan, Zeenat Mahal, No.2-SKV	65	63	96.92	299.25
3	1925049	Joga Bai-GGSSS	88	85	96.59	295.47
4	2127025	Chashma Building(Urdu Medium)- GGSSS	55	53	96.36	306.96
5	1105018	Jafrabad, Zeenat Mahal(Urdu Medium)-SKV	329	293	89.06	283.68
6	1925035	Noor Nagar-SKV	202	177	87.62	292.88
7	1925052	Joga Bai-GBSSS	54	47	87.04	254.39
8	2127003	Darya Ganj, Pataudi House-SBV	77	66	85.71	251.26
9	2127021	Bulbuli Khana-SKV	128	107	83.59	291.94
10	2127002	Jama Masjid, No.1(Urdu Medium)- SBV	39	29	74.36	251.33
11	1105008	Jafrabad-GBSSS	109	72	66.06	233.28
12	1925002	Noor Nagar-GBSSS	300	170	56.67	213.43
		<b>Total</b>	<b>1543</b>	<b>1257</b>	<b>81.465</b>	<b>268.64</b>

## PP & QI of Urdu Medium schools -2011 & 2010

SCHID	SCHNAME	2011				2010					
		APP	PASS	PP	QI	APP	PASS	PP	PP DIFF	QI	QI DIFF
1105008	Jafrabad-GBSSS	109	72	66.1	233.28	65	65	100	-33.94	326.63	-93.35
1105018	Jafrabad, Zeenat Mahal(Urdu Medium)-SKV	329	293	89.1	283.68	265	259	97.73	-8.67	315	-31.32
1925002	Noor Nagar-GBSSS	300	170	56.7	213.43	203	146	71.92	-15.25	249.56	-36.13
1925035	Noor Nagar-SKV	202	177	87.6	292.88	170	152	89.41	-1.79	308.5	-15.62
1925049	Joga Bai-GGSSS	88	85	96.6	295.47	89	86	96.62	-0.03	293.34	2.13
1925052	Joga Bai-GBSSS	54	47	87	254.39	34	30	88.23	-1.19	255.44	-1.05
2127002	Jama Masjid, No.1(Urdu Medium)-SBV	39	29	74.4	251.33	46	26	56.52	17.84	234.69	16.64
2127003	Darya Ganj, Pataudi House-SBV	77	66	85.7	251.26	75	72	96	-10.29	281.81	-30.55
2127017	Jama Masjid, No.2-SKV	97	95	97.9	308.93	56	53	94.64	3.3	341.19	-32.26
2127021	Bulbuli Khana-SKV	128	107	83.6	291.94	109	94	86.23	-2.64	291.3	0.64
2127025	Chashma Building(Urdu Medium)-GGSSS	55	53	96.4	306.96	41	40	97.56	-1.2	331.46	-24.50
2127179	Lal Kuan, Zeenat Mahal, No.2-SKV	65	63	96.9	299.25	42	42	100	-3.08	359.97	-60.72
<b>TOTAL</b>		<b>1543</b>	<b>1257</b>	<b>81.46</b>		<b>1195</b>	<b>1065</b>	<b>89.12</b>	<b>-3.08</b>		



## **Top Govt. School in Overall (QI)**

In overall Delhi Region  
RPVV Dwarka with 379.35 marks  
has **84<sup>th</sup> Rank**

**Among DGSs this school stands on Top**

Last year, the same school was at **37<sup>th</sup>**  
**Rank with 391.04 marks**

# CBSE CLASS – XII RESULT 2011

## Govt. Schools in Top 100 Over All(QI) Class - XII

- 2004-05 One
- 2005-06 Four
- 2006-07 Nine
- 2007-08 Nine
- 2008-09 Ten
- 2009-10 Seven
- 2010-11 Four

## The number of Government Schools among top 100 schools of Delhi

<i>Sl. No.</i>	<i>School ID</i>	<i>School Name</i>	<i>Head of School</i>
1	1821137	Dwarka Sector-10, RPVV	Mr. Devendra Singh
2	1617009	Paschim Vihar, A 6- RPVV	Mrs. Archana Vishwadeep
3	1001104	RPVV, Surajmal Vihar	Mrs. P. Lata Tara
4	1514023	Hari Nagar, Block BE- RPVV	Mrs. Usha Rani

**The highest ranking non-RPVV School is SKV, Pul Bangash, is at Rank 137.**

## No. of Schools with Pass Percentage a comparison between 2011 & 2010

<b>YEAR</b>	<b>100%</b>	<b>&gt;=90 % &amp; &lt;10 0%</b>	<b>&lt;=80 %&amp; &lt;90 %</b>	<b>&lt;=70 %&amp; &lt;80 %</b>	<b>&lt;=60 %&amp; &lt;70 %</b>	<b>&lt;60 %</b>	<b>TOTAL</b>
<b>2011</b>	70	328	162	81	29	27	697
<b>2010</b>	63	337	161	63	27	17	668
	<b>+13</b>	<b>-9</b>	<b>+1</b>	<b>+8</b>	<b>+2</b>	<b>+10</b>	

# Class-XII CBSE 2011

## No. of Schools whose PP has

Category	Increased	Decreased
$\leq 10\%$	238	254
$> 10 \leq 20$	54	57
$> 20 \leq 30$	7	15
$> 30 \leq 40$	6	9
$> 40$	2	1
	<b>307</b>	<b>336</b>

# CBSE Class-XII 2011

## Number of Schools whose PP has

Year	Increased	Declined	No change	First Time	Total
2011	307	336	24	29	697
2010	366	275	18	9	668
	-59	+61	+6	20	+29

## CBSE Class-12th - District wise No. of Schools having PP

District	Total Schools	100%	>=90% AND <100%	>=80% AND <90%	>=70% AND <80%	>=60% AND <70%	<60%
EAST	83	5	33	28	10	3	4
NORTH-EAST	80	2	24	23	17	6	8
NORTH	41	5	24	7	3	2	0
NORTH-WEST-A	73	15	38	8	4	2	6
NORTH-WEST-B	84	3	41	20	12	6	2
WEST-A	46	2	22	14	6	2	0
WEST-B	53	5	32	12	2	1	1
SOUTH-WEST-A	35	4	23	5	3	0	0
SOUTH-WEST-B	70	17	33	11	7	2	0
SOUTH	101	7	47	31	12	1	3
NEW-DELHI	5	0	3	0	2	0	0
CENTRAL	26	5	8	3	3	4	3
<b>TOTAL</b>	<b>697</b>	<b>70</b>	<b>328</b>	<b>162</b>	<b>81</b>	<b>29</b>	<b>27</b>

## Zone wise number of school and their PP

Zone No.	Total Schools	100%	>=90% AND <100%	>=80% AND <90%	>=70% AND <80%	>=60% AND <70%	<60%
1	20	2	9	6	2	1	0
2	41	2	16	12	6	2	3
3	22	1	8	10	2	0	1
4	34	0	12	7	7	4	4
5	21	1	8	8	1	2	1
6	25	1	4	8	9	0	3
7	29	1	18	6	3	1	0
8	12	4	6	1	0	1	0
9	39	3	21	5	4	2	4
10	34	12	17	3	0	0	2
11	31	0	13	8	5	4	1
12	30	2	13	7	6	2	0
13	23	1	15	5	1	0	1
14	16	1	7	5	2	1	<sup>40</sup> 0



## Zone wise number of school and their PP

Zone No.	Total Schools	100%	>=90% AND <100%	>=80% AND <90%	>=70% AND <80%	>=60% AND <70%	<60%
15	16	1	8	5	2	0	0
16	14	0	7	4	2	1	0
17	26	4	15	4	1	1	1
18	27	1	17	8	1	0	0
19	18	0	14	2	2		0
20	17	4	9	3	1	0	0
21	32	4	18	6	4	0	0
22	38	13	15	5	3	2	0
23	34	3	16	6	7	1	1
24	22	1	11	8	1	0	1
25	45	3	20	17	4	0	1
26	5	0	3	0	2	0	0
27	14	4	6	2	2	0	0
28	12	1	2	1	1	4	3 <sup>41</sup>
<b>TOTAL</b>	<b>697</b>	<b>70</b>	<b>328</b>	<b>162</b>	<b>81</b>	<b>29</b>	<b>27</b>

# CBSE CLASS – XII RESULT 2011

## Less than 50% Result 8

Sl. No.	School ID	School Name	2011				2010				Diff	
			APP	PASS	PP	QI	AP P	PASS	PP	QI	PP	QI
1	1104335	Sonia Vihar-GGSSS	230	78	33.91	208.82						
2	1309012	Rana Partap Bagh-SBV	40	16	40.00	218.80	10	7	70.00	245.00	-30.00	-26.20
3	1104003	Yamuna Vihar, Block B, No.2-SBV	257	104	40.47	183.74	144	126	87.50	252.75	-47.03	-69.01
4	1923011	Dr. Ambedkar Nagar, Sector V-GBSSS (Shaheed Anushuya Prasad)	130	53	40.77	223.02	108	80	74.07	229.93	-33.30	-6.91
5	1106006	Shahdara, Mansarovar Park, No.1-GBSSS	619	259	41.84	207.81	419	222	52.98	250.08	-11.14	-42.27
6	2128007	Dev Nagar-GBSSS	26	11	42.31	186.50	31	23	74.19	254.80	-31.88	-68.30
7	1310420	Siraspur-GBSSS	14	6	42.86	199.64						
8	1309007	Shalimar Bagh, Block AP-GBSSS	126	62	49.21	220.40	86	57	66.27	238.57	-17.06	-18.17

In 2010, there were 5 schools in this category.

# Quality performance

<b>Average marks obtained</b>	<b>2010</b>	<b>2011</b>	<b>Difference</b>
<b><math>\geq 90\%</math></b>	<b>104</b>	<b>201</b>	<b>+ 97</b>
<b><math>\geq 75\%</math></b>	<b>5296</b>	<b>4949</b>	<b>- 653</b>

# No. of Students obtained 100/100 in Mathematics

<b>Year</b>	<b>No. of Students</b>
2008	3
2009	8
2010	1
2011	29

**SUBJECT WISE COMPARISON BETWEEN GOV AND PUBLIC SCHOOLS**

Sl. No.	Subject	Govt.		Public		Diff	
		PP	QI	PP	QI	PP	QI
1	ACCOUNTANCY	84.80	57.23	87.10	65.06	-2.29	-7.83
2	BIOLOGY	84.45	59.89	90.24	73.52	-5.79	-13.63
3	BUSINESS STUDIES	85.23	47.67	87.06	63.75	-1.83	-16.08
4	CHEMISTRY	86.52	58.65	91.61	68.91	-5.09	-10.26
5	COMPUTER SCIENCE	90.02	62.28	93.25	74.30	-3.23	-12.01
6	ECONOMICS	84.54	35.24	87.44	53.14	-2.90	-17.89
7	ENGLISH CORE	87.35	48.39	88.79	74.21	-1.44	-25.82
8	ENGLISH ELECTIVE	72.62	25.83	0.00	0.00		
9	GEOGRAPHY	84.39	59.53	92.27	67.25	-7.88	-7.72
10	HINDI CORE	92.90	51.59	79.63	57.35	13.27	-5.76
11	HINDI ELECTIVE	88.75	57.34	77.50	57.92	11.24	-0.59
12	HISTORY	89.05	50.02	88.66	60.83	0.39	-10.80
13	HOME SCIENCE	93.49	66.85	91.02	69.30	2.47	-2.45

**Subject wise number of Students Failed**

<b>Subject</b>	<b>App</b>	<b>Pass</b>	<b>Failed</b>
ENGLISH CORE	90259	78839	11420
ECONOMICS	66274	56029	10245
PHYSICAL EDUCATION	77497	68506	8991
HINDI ELECTIVE	78301	69490	8811
POLITICAL SCIENCE	71385	63083	8302
HISTORY	54125	48199	5926
MATHEMATICS	30969	26496	4473
BUSINESS STUDIES	26546	22625	3921
ACCOUNTANCY	25624	21730	3894
GEOGRAPHY	18825	15886	2939
SANSKRIT CORE	20321	17795	2526
HOME SCIENCE	33758	31560	2198
CHEMISTRY	8361	7234	1127
PHYSICS	8361	7234	1127
BIOLOGY	5047	4262	785
SOCIOLOGY	7118	6416	702
SANSKRIT ELECTIVE	1775	1441	334
ENGLISH ELECTIVE	1216	883	333
INFORMATICS PRAC.	2064	1779	285
URDU ELECTIVE	910	746	164
COMPUTER SCIENCE	1603	1443	160
PUNJABI	413	365	48
HINDI CORE	521	484	37
MULTIMEDIA & WEB T	123	109	14
URDU CORE	134	120	14

<b>SUBJECT WISE COMPARISION BETWEEN GOV AND PUBLIC SCHOOLS</b>							
<b>Sl. No.</b>	<b>Subject</b>	<b>Govt.</b>		<b>Public</b>		<b>Diff</b>	
		<b>PP</b>	<b>QI</b>	<b>PP</b>	<b>QI</b>	<b>PP</b>	<b>QI</b>
14	INFORMATICS PRAC.	86.19	55.61	86.72	66.33	-0.52	-10.72
15	MATHEMATICS	85.56	49.53	91.49	63.23	-5.93	-13.70
16	MULTIMEDIA & WEB T	88.62	55.32	94.21	74.08	-5.59	-18.77
17	PHYSICAL EDUCATION	88.40	59.90	84.54	66.64	3.86	-6.74
18	PHYSICS	86.52	57.52	91.61	68.67	-5.09	-11.15
19	POLITICAL SCIENCE	88.37	47.22	86.01	58.02	2.36	-10.80
20	PUNJABI	88.38	54.58	76.02	48.32	12.36	6.26
21	SANSKRIT CORE	87.57	51.43	50.00	45.07	37.57	6.35
22	SANSKRIT ELECTIVE	81.18	38.05	68.00	35.64	13.18	2.41
23	SOCIOLOGY	90.14	53.11	88.93	64.78	1.20	-11.67
24	URDU CORE	89.55	59.76	0.00	0.00	89.55	59.76
25	URDU ELECTIVE	81.98	51.84	96.75	45.27	-14.77	6.57

## SUBJECT WISE COMPARISION WITH 2010

Sl. No.	SUBJECT	2011		2010		DIFFERENCE	
		PP	QI	PP	QI	PP	QI
1	<b>ACCOUNTANCY</b>	84.80	57.23	91.98	57.88	-7.18	-0.65
2	<b>BIOLOGY</b>	84.45	59.89	83.65	57.51	0.80	2.38
3	<b>BUSINESS STUDIES</b>	85.23	47.67	91.49	52.54	-6.26	-4.87
4	<b>CHEMISTRY</b>	86.52	58.65	89.88	64.52	-3.36	-5.87
5	<b>COMPUTER SCIENCE</b>	90.02	62.28	92.86	63.59	-2.84	-1.31
6	<b>ECONOMICS</b>	84.54	35.24	83.3	44.22	1.24	-8.98
7	<b>ENGLISH CORE</b>	87.35	48.39	90.71	48.41	-3.36	-0.02
8	<b>ENGLISH ELECTIVE</b>	72.62	25.83	31.9	24.15	40.72	1.68
9	<b>GEOGRAPHY</b>	84.39	59.53	96.51	61.59	-12.12	-2.06
10	<b>HINDI CORE</b>	92.90	51.59	97.68	53.1	-4.78	-1.51
11	<b>HINDI ELECTIVE</b>	88.75	57.34	99.2	56.49	-10.45	0.85
12	<b>HISTORY</b>	89.05	50.02	97.69	49.59	-8.64	0.43



## SUBJECT WISE COMPARISION WITH 2010

Sl. No.	SUBJECT	2011		2010		DIFFERENCE	
		PP	QI	PP	QI	PP	QI
13	HOME SCIENCE	93.49	66.85	99.16	67.02	-5.67	-0.17
14	INFORMATICS PRAC.	86.19	55.61	75.39	53.01	10.80	2.60
15	MATHEMATICS	85.56	49.53	81.28	45.73	4.28	3.80
16	MULTIMEDIA & WEB T	88.62	55.32	73.3	50.31	15.32	5.01
17	PHYSICAL EDUCATION	88.40	59.90	98.53	63.66	-10.13	-3.76
18	PHYSICS	86.52	57.52	83.63	57.32	2.89	0.20
19	POLITICAL SCIENCE	88.37	47.22	92.35	49.36	-3.98	-2.14
20	PUNJABI	88.38	54.58	99.43	60.75	-11.05	-6.17
21	SANSKRIT CORE	87.57	51.43	98.75	55.31	-11.18	-3.88
22	SANSKRIT ELECTIVE	81.18	38.05	92.1	41.82	-10.92	-3.77
23	SOCIOLOGY	90.14	53.11	95.99	56.18	-5.85	-3.07
24	URDU CORE	89.55	59.76	100	71.9	-10.45	-12.14
25	URDU ELECTIVE	81.98	51.84	94.13	57.48	-12.15	-5.64

## Number of students failed because of a single subject

<b>Sr.No.</b>	<b>Subject Name</b>	<b>No. of Failed Students</b>
1	ECONOMICS	864
2	ENGLISH CORE	441
3	POLITICAL SCIENCE	371
4	MATHEMATICS	156
5	PHYSICS	84
6	BUSINESS STUDIES	82
7	HISTORY	61
8	CHEMISTRY	54
9	HINDI ELECTIVE	44
10	GEOGRAPHY	26
11	PHYSICAL EDUCATION	20
12	ACCOUNTANCY	19
13	HOME SCIENCE	13
14	BIOLOGY	12
15	SANSKRIT CORE	7
16	HINDI CORE	6

## Number of students failed because of a single subject

<b>Sr.No.</b>	<b>Subject Name</b>	<b>No. of Failed Students</b>
17	SANSKRIT ELECTIVE	5
18	ENGLISH ELECTIVE	2
19	SOCIOLOGY	2
20	OFFCE PROC.& PRAC.	2
21	FLORICULTURE	2
22	B THERAPY &H DR-II	2
23	CLSFN.&CATALOGUING	2
24	MUSIC HIND.VOCAL	1
25	INFORMATICS PRAC.	1
26	MULTIMEDIA & WEB T	1
27	COMPUTER SCIENCE	1
28	TYPOGRAPHY &CA HIN	1
29	ENGINEERING SCI.	1
30	POST HARV TECH&PRD	1
31	DESG & PAT MAKING	1
32	CLOTHING CONST	1
33	LIB. ADMN & MGMT.	1
34	REFERENCE SERVICE	1
<b>TOTAL</b>		<b>2288</b>

## Top 15 Gov. Schools on the Basis of QI 2011

Sl. No.	School ID	School Name	App	Pass	PP	QI
1	1821137	Dwarka Sector-10, RPVV	97	97	100	379.35
2	1617009	Paschim Vihar, A 6-RPVV	117	116	99.15	378.56
3	1001104	Surajmal Vihar-RPVV	128	128	100	375.47
4	1514023	Hari Nagar, Block BE-RPVV	67	67	100	375.21
5	1003261	Gandhi Nagar-RPVV	131	131	100	374.26
6	1925334	Lajpat Nagar-RPVV	68	68	100	373.24
7	1208092	Kishan Ganj-RPVV	92	92	100	369.75
8	1106252	Nand Nagri, Block D-RPVV	99	99	100	369.57
9	1413076	Rohini, Sector 11-RPVV	127	125	98.43	367.96
10	1208025	Pul Bangash-SKV	15	15	100	366.60
11	2128031	Karol Bagh, Link Road, Plot No.1-RPVV	65	65	100	358.94
12	1309124	Shalimar Bagh, Block BT-RPVV	80	75	93.75	357.36
13	1822056	Khaira-GGSSS	102	100	98.04	355.17
14	1104149	Yamuna Vihar, Block B-RPVV	150	141	94	349.74
15	1822031	Khera Dabar-G(Co-ed)SSS	42	42	100	<sup>52</sup> 347.88

## BOTTOM 15 SCHOOLS ON THE BASIS OF QI 2011

Sl. No.	School ID	School Name	APP	PASS	PP	QI
1	1106009	Seemapuri-GBSSS	367	220	59.95	210.72
2	1003004	Kailash Nagar-SBV	70	38	54.29	209.47
3	1924039	INA Colony-SV	185	93	50.27	209.29
4	2128018	Aram Bagh Lane-SKV	63	34	53.97	209.25
5	1104335	Sonia Vihar-GGSSS	230	78	33.91	208.81
6	1106006	Shahdara, Mansarovar Park, No.1-GBSSS	619	259	41.84	207.8
7	1207015	Roshanara Road-SBV	30	22	73.33	207.36
8	2128001	Paharganj-SBV	123	75	60.98	205.52
9	1309253	Jahangirpuri, Block A-GBSSS	170	112	65.88	202.4
10	1310420	Siraspur-GBSSS	14	6	42.86	199.64
11	1413011	Rohini, Avantika, Sector 1-GBSSS	369	196	53.12	197.66
12	2128032	New Rajinder Nagar-SV (Rana Pratap)	81	46	56.79	196.67
13	1309255	Jahangirpuri, Block D-GBSSS	149	77	51.68	192.46
14	2128007	Dev Nagar-GBSSS	26	11	42.31	186.5
15	1104003	Yamuna Vihar, Block B, No.2-SBV	257	104	40.47	183.74

# Bottom 15 Schools - CBSE 2011 Class XII

Sl. No.	School ID	School Name	2011				2010				Diff	
			A	P	PP	QI	A	P	PP	QI	PP	QI
1	1104335	Sonia Vihar-GGSSS	230	78	33.91	208.82						
2	1309012	Rana Partap Bagh-SBV	40	16	40.00	218.80	10	7	70.00	245.00	-30.00	-26.20
3	1104003	Yamuna Vihar, Block B, No.2-SBV	257	104	40.47	183.74	144	126	87.50	252.75	-47.03	-69.01
4	1923011	Dr. Ambedkar Nagar, Sector V-GBSSS (Shaheed Anushuya Prasad)	130	53	40.77	223.02	108	80	74.07	229.93	-33.30	-6.91
5	1106006	Shahdara, Mansarovar Park, No.1-GBSSS	619	259	41.84	207.81	419	222	52.98	250.08	-11.14	-42.27
6	2128007	Dev Nagar-GBSSS	26	11	42.31	186.50	31	23	74.19	254.80	-31.88	-68.30
7	1310420	Siraspur-GBSSS	14	6	42.86	199.64						
8	1309007	Shalimar Bagh, Block AP-GBSSS	126	62	49.21	220.40	86	57	66.27	238.57	-17.06	-18.17
9	1924039	INA Colony-SV	185	93	50.27	209.29	165	85	51.51	213.65	-1.24	-4.36
10	1309255	Jahangirpuri, Block D-GBSSS	149	77	51.68	192.47	152	125	82.23	238.32	-30.55	-45.85
11	1413011	Rohini, Avantika, Sector 1-GBSSS	369	196	53.12	197.66	318	194	61.00	224.24	-7.88	-26.58
12	1002013	Dallupura-SBV	252	136	53.97	211.68	148	122	82.43	268.10	-28.46	-56.42
13	2128018	Aram Bagh Lane-SKV	63	34	53.97	209.25	66	51	77.27	261.50	-23.30	-52.25
14	1002014	New Kondli-GBSSS	280	152	54.29	231.20	218	144	66.05	260.79	-11.76	-29.59
15	1003004	Kailash Nagar-SBV	70	38	54.29	209.47	52	35	67.30	247.69	-13.01	-38.22

## Schools whose PP has increased by $\geq 20\%$ over the last year

Sl. No.	School ID	School Name	2011				2010					
			A	P	PP	QI	A	P	PP	QI	PP DIFF	QI DIFF
1	1106118	East of Loni Road, DDA Flats-GBSSS	278	272	97.8	272.65	211	159	75.4	238	22.49	35.03
2	1310015	Khera Khurd-GBSSS	86	80	93	247.51	112	76	67.9	229	25.17	18.86
3	1310049	Bankner-GGSSS	134	130	97	292.80	119	73	61.3	233	35.67	60.15
4	1310166	Narela-GBSSS (Mussadi Lal)	91	83	91.2	256.56	95	39	41.1	213	50.16	43.52
5	1310400	GHOGA G(CO-ED)SSS	59	58	98.3	237.12	57	38	66.7	246	31.65	-8.79
6	1310410	Narela Sect. A-6, Pocket-2, Govt.(Co-ed)SSS	101	98	97	240.80	128	67	52.3	224	44.69	17.04
7	1411019	Bharat Nagar-GBSSS	105	76	72.4	212.30	111	55	49.6	206	22.83	6.73
8	1516143	West Patel Nagar-SBV	162	129	79.6	261.45	136	67	49.3	254	30.37	7.24
9	1618004	Uttam Nagar, No.2-GBSSS	138	123	89.1	253.15	145	83	57.2	229	31.89	23.73
10	1821014	Palam Village, Raj Nagar, Part 1-GBSSS	102	88	86.3	242.45	54	28	51.9	211	34.42	31.10
11	1822006	Daulat Pur-SV	43	28	65.1	239.72	58	26	44.8	225	20.3	15.14
12	1822007	Shikar Pur-SV	40	34	85	276.15	49	25	51	248	33.98	28.58
13	1822015	Dichaon Kalan-GBSSS	38	36	94.7	267.11	30	20	66.7	221	28.08	45.98
14	1923052	Sangam Vihar-GGSSS	339	334	98.5	277.21	332	239	72	246	26.55	31.33
15	1925250	Tughlakabad Extn.-GGSSS No.2	133	108	81.2	245.62	101	59	58.4	224	22.79	<del>21.55</del> 55

## Schools whose PP has DECREASED by > 20% over the last year

Sl. No	School ID	School Name	2011				2010				DIFF	
			A	P	PP	QI	A	P	PP	QI	PP	QI
1	1002012	Khichripur-GBSSS	99	71	71.72	213.13	44	42	95.45	270.75	-23.73	-57.62
2	1002013	Dallupura-SBV	252	136	53.97	211.68	148	122	82.43	268.10	-28.46	-56.42
3	1002184	Gazipur-SKV	180	117	65.00	232.84	134	119	88.80	269.14	-23.80	-36.30
4	1002198	Kondli-SBV	150	107	71.33	244.76	84	80	95.23	278.89	-23.90	-34.13
5	1003034	Gandhi Nagar, No.2-GGSSS	41	29	70.73	250.39	38	37	97.36	300.02	-26.63	-49.63
6	1104003	Yamuna Vihar, Block B, No.2-SBV	257	104	40.47	183.74	144	126	87.50	252.75	-47.03	-69.01
7	1104026	Dayalpur-GGSSS	758	462	60.95	219.75	493	403	81.74	260.17	-20.79	-40.42
8	1104143	Karawal Nagar- GBSSS	384	257	66.93	236.39	252	239	94.84	281.30	-27.91	-44.91
9	1104261	Tukhmipur-GBSSS	260	152	58.46	218.35	129	122	94.57	297.25	-36.11	-78.90
10	1105004	New Seelampur, No.1-SBV	193	109	56.48	218.35	129	111	86.04	262.27	-29.56	-43.92
11	1105008	Jafrabad-GBSSS	109	72	66.06	233.28	65	65	100.00	326.63	-33.94	-93.35
12	1106007	Shahdara, Mansarovar Park, No.2-GBSSS	80	46	57.50	239.69	108	101	93.51	292.42	-36.01	-52.73



## Schools whose PP has DECREASED by > 20% over the last year

Sl. No.	School ID	School Name	2011				2010				DIFF	
			A	P	PP	QI	A	P	PP	QI	PP	QI
13	1207015	Roshanara Road-SBV	30	22	73.33	207.37	22	21	95.45	258.18	-	-
14	1309006	Shalimar Bagh, Block BL-GBSSS	142	104	73.24	211.90	152	145	95.39	256.22	-	-
15	1309012	Rana Partap Bagh-SBV	40	16	40.00	218.80	10	7	70.00	245.00	-	-
16	1309253	Jahangirpuri, Block A-GBSSS	170	112	65.88	202.40	134	119	88.80	264.64	-	-
17	1309255	Jahangirpuri, Block D-GBSSS	149	77	51.68	192.47	152	125	82.23	238.32	-	-
18	1309259	Jahangirpuri, Block K-GBSSS	233	148	63.52	216.91	193	169	87.56	249.29	-	-
19	1411017	Pitampura, Block SU-GBSSS	149	89	59.73	261.43	135	123	91.11	296.07	-	-
20	1617033	Ambika Vihar-GGSSS	140	90	64.29	253.96	66	64	96.97	285.81	-	-
21	1923011	Dr. Ambedkar Nagar, Sector V-GBSSS (Shaheed Anushuya Prasad)	130	53	40.77	223.02	108	80	74.07	229.93	-	-6.91
22	2128007	Dev Nagar-GBSSS	26	11	42.31	186.50	31	23	74.19	254.80	-	-
23	2128018	Aram Bagh Lane-SKV	63	34	53.97	209.25	66	51	77.27	261.50	-	-
24	2128021	Paharganj-GGSSS	45	30	66.67	235.71	44	42	95.45	290.88	-	-
25	2128032	New Rajinder Nagar-SV (Rana Pratap)	81	46	56.79	196.68	103	96	93.20	258.85	-	-

# Subject Toppers

## Names of the students who have obtained 100 marks in Mathematics

Sl. No.	Student Name	Marks	School Name	School ID
1	ANUBHA GUPTA	100	Roop Nagar, No.1-GGSSS	1207039
2	RICHA GOYAL	100	Surajmal Vihar-RPVV	1001104
3	VAISHALI GUPTA	100	Surajmal Vihar-RPVV	1001104
4	ANUJ TIWARI	100	Surajmal Vihar-RPVV	1001104
5	KAMAL KANT NARANG	100	Gandhi Nagar-RPVV	1003261
6	VANDANA SHARMA	100	Yamuna Vihar, Block B-RPVV	1104149
7	UMESH SAINI	100	Kishan Ganj-RPVV	1208092
8	DEEPTI SHARMA	100	Narela, A-10 Pocket-5, RPVV	1310409
9	AMANDEEP	100	Rohini, Sector 11-RPVV	1413076
10	AARZOO YADAV	100	Rohini, Sector 11-RPVV	1413076
11	AASHISH ANAND	100	Palam Enclave, No.3-GBSSS	1821010
12	KESHAV BANSAL	100	New Multan Nagar-SV(Co-ed)	1617007
13	TARUN KUMAR	100	New Multan Nagar-SV(Co-ed)	1617007
14	NISHA KHANDELWAL	100	Samalka-SKV	1821022
15	KAJAL GUPTA	100	Bhola Nath Nagar, No.1-SKV	1001018

## Names of the students who have obtained 100 marks in Mathematics

Sl. No.	Student Name	Marks	School Name	School ID
16	ANURAG SINGH	100	Burari-SBV	1207009
17	NITIKA	100	Hari Nagar, Block BE-RPVV	1514023
18	BHANU PRATAP SINGH	100	Kishan Ganj-RPVV	1208092
19	DILIP KUMAR	100	Kishan Ganj-RPVV	1208092
20	NANCY GUPTA	100	Kishan Ganj-RPVV	1208092
21	NEERAJ SHARMA	100	Kishan Ganj-RPVV	1208092
22	PRASHANT MAHESHWARI	100	Kishan Ganj-RPVV	1208092
23	SHAKTI	100	Kishan Ganj-RPVV	1208092
24	VISHAL SINGH	100	Kishan Ganj-RPVV	1208092
25	AKANKSHA YADAV	100	Raj Niwas Marg, RPVV	1207108
26	PRIYA	100	Narela, A-10 Pocket-5, RPVV	1310409
27	ABHISHEK AGGARWAL	100	Rohini, Sector 9-SV (shaheed capt. Sanjeev Dahiya)	1413010
28	DIMPLE ARORA	100	Vivek Vihar-GGSSS	1001022
29	RENU GOYAL	100	Ishani Govt. Sarvodaya Kanya Vidyalaya G-BLOCK SAKET	1923036

### Subject toppers of Delhi Govt. Schools Class -XII CBSE 2011

Sr.No.	Subject	Name of Student	Marks	School	SchoolID
1	ACCOUNTANCY	SOURAV GUPTA	99	Yamuna Vihar, Block C, No.1-GBSSS	1104009
2	ACCOUNTANCY	VAISHALI JAIN	99	Raj Niwas Marg, RPVV	1207108
3	ACCOUNTANCY	MUKESH GOYAL	99	Civil Lines, RPVV	1207113
4	ACCOUNTANCY	SHUBHAM GUPTA	99	Civil Lines, RPVV	1207113
5	ACCOUNTANCY	PRIYANKA GARG	99	New Police Lines-SV	1309004
6	ACCOUNTANCY	SUMANDEEP KAUR	99	Adarsh Nagar-GGSSS	1309034
7	BUSINESS STUDIES	HARVINDER SINGH	99	Karol Bagh, Link Road, Plot No.1-RPVV	2128031
8	BIOLOGY	POOJA	97	Narela, No.1-SKV	1310036
9	CHEMISTRY	ANJALI	99	Paschim Vihar, A 6-RPVV	1617009
10	CHEMISTRY	HIMANSHU GUPTA	99	Surajmal Vihar-RPVV	1001104
11	COMPUTER SCIENCE	SURBHI KAUSHIK	96	Kalkaji, No.1-SKV (Veer Savarkar)	1925029
12	COMPUTER SCIENCE	SHUBHAM GUPTA	96	Civil Lines, RPVV	1207113
13	COMPUTER SCIENCE	GAURAV GAUTAM	96	Tilak Nagar, No.2-SBV	1514006
14	ECONOMICS	DEEPAK SHARMA	99	Najafgarh, No.1-GBSSS	1822063
15	ECONOMICS	GOURAV SHARMA	99	Najafgarh, No.1-GBSSS	1822063
16	ENGLISH ELECTIVE	PREETI	75	Bawana-SKV (Ravi Shankar)	1310042

## Subject toppers of Delhi Govt. Schools Class -XII CBSE 2011

Sr. No.	Subject	Name of Student	Marks	School	School ID
17	GEOGRAPHY	ROHIT RAI	98	Shalimar Bagh, Block BT-RPVV	1309124
18	HINDI CORE	GARIMA BHARDWAJ	95	Chirag Delhi-SKV	1923037
19	HISTORY	SAYMA	98	West Jyoti Nagar-GGSSS	1105111
20	HISTORY	SHALU CHAUDHARY	98	Nand Nagri, Block D-RPVV	1106252
21	INFORMATICS PRAC.	ANIL KUMAR	96	Najafgarh, Dharampura-SKV	1822061
22	PHYSICS	MOHAMMAD SHOAIB	99	Surajmal Vihar-RPVV	1001104
23	POLITICAL SCIENCE	SAYMA	98	West Jyoti Nagar-GGSSS	1105111
24	PSYCHOLOGY	SAIRA BANO	97	Roop Nagar, No.1-GGSSS	1207039
25	PUNJABI	MANPREET KAUR	91	Tagore Garden, No.1-GGSSS	1515026
26	SANSKRIT CORE	UMA	97	Bhorgarh-G(Co-ed)SSS	1310022
27	SANSKRIT ELECTIVE	CHANDRA PRAKASH	89	Rohini, Sector 11-RPVV	1413076
28	SOCIOLOGY	TARANNUM	96	Jama Masjid, No.1(Hindi Medium)-SKV	2127024
29	URDU CORE	SONU	85	Shastri Park-GBSSS	1105011
30	URDU CORE	MOHD SUBHAN	85	Shastri Park-GBSSS	1105011
31	URDU CORE	ILMA	85	Jama Masjid, Panama Building-GGSSS	2127023
32	URDU ELECTIVE	MARYAM JAHAN	97	Jafrabad, Zeenat Mahal(Urdu Medium)-SKV	1105018

# Thanks