

DIRECTORATE OF EDUCATION

ANALYSIS OF CBSE RESULT 2012

Class – XII PERFORMANCE

CBSE Class-XII (All Delhi)

2012 and 2011 A Quick look

| Year | Govt. | Public | Aided | Delhi KVs |
|--------------|--------------|---------------|--------------|----------------------|
| 2012 | 87.72 | 90.00 | 79.87 | 95.53 |
| 2011 | 87.54 | 89.06 | 80.34 | 95.66 |
| Diff. | +0.18 | +0.94 | -0.47 | -0.13 |

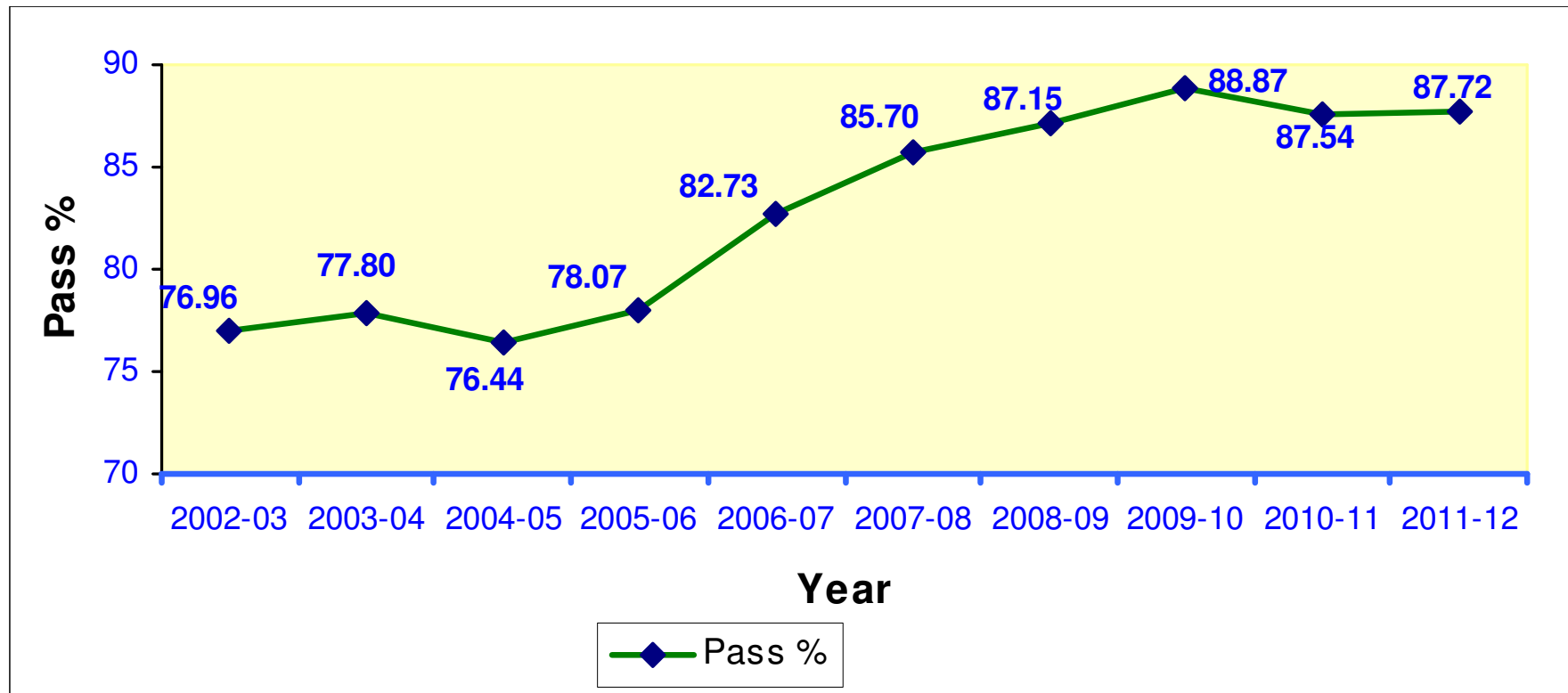
CBSE Class-XII (All Delhi)

| Year | Govt. | Public | Aided | Delhi KVs |
|-------------|--------------|---------------|--------------|------------------|
| 2012 | 87.72 | 90.00 | 79.87 | 95.53 |
| 2011 | 87.54 | 89.06 | 80.34 | 95.66 |
| 2010 | 88.87 | 86.38 | 75.90 | 92.09 |
| 2009 | 87.15 | 86.42 | 75.70 | 89.94 |
| 2008 | 85.70 | 87.81 | 78.61 | 89.33 |

CBSE CLASS – XII RESULT FOR THE LAST TEN YEARS

| Year | No. of Students appeared | Pass % |
|----------------|---------------------------------|---------------|
| 2002-03 | 47849 | 76.96 |
| 2003-04 | 54341 | 77.80 |
| 2004-05 | 57616 | 76.44 |
| 2005-06 | 60570 | 78.07 |
| 2006-07 | 68915 | 82.73 |
| 2007-08 | 72205 | 85.70 |
| 2008-09 | 87176 | 87.15 |
| 2009-10 | 97402 | 88.87 |
| 2010-11 | 112189 | 87.54 |
| 2011-12 | 121345 | 87.72 |

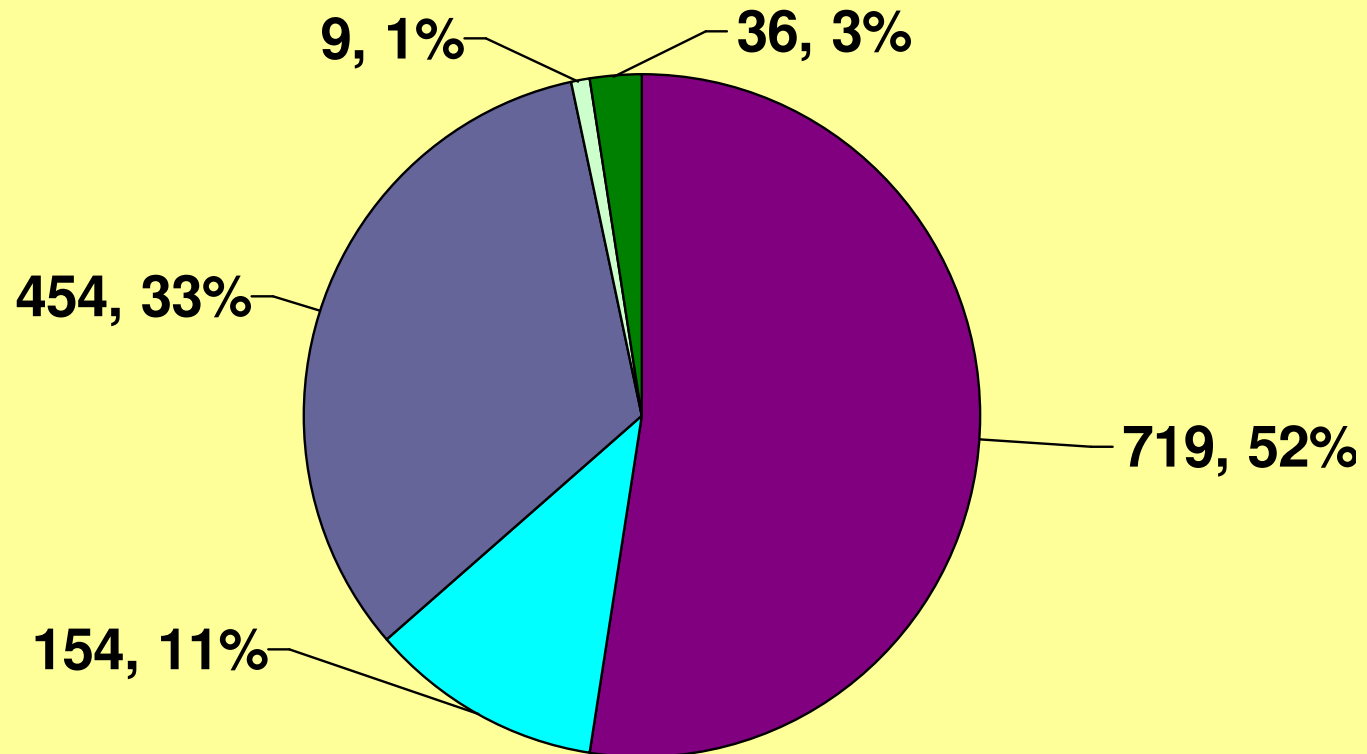
Graphical View of CBSE Class XII Result for the last 10 years



Category wise number of schools appeared Class-XII CBSE 2012

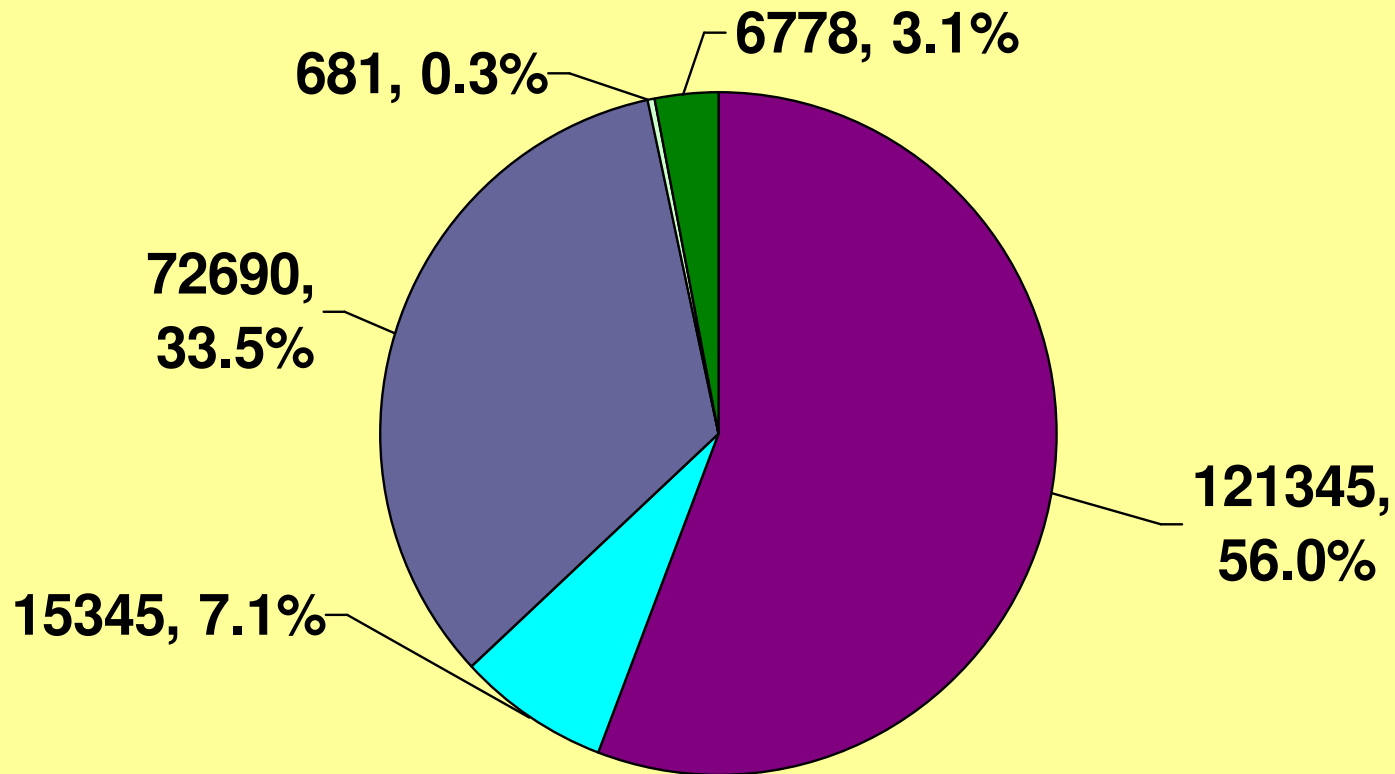
| | |
|-----------------|-----|
| Government | 719 |
| Govt. Aided | 154 |
| KVs | 36 |
| Private | 454 |
| JNV | 2 |
| Foreign Schools | 98 |
| NDMC | 9 |

Number of Schools Appeared for CBSE 2012 CLASS-XII



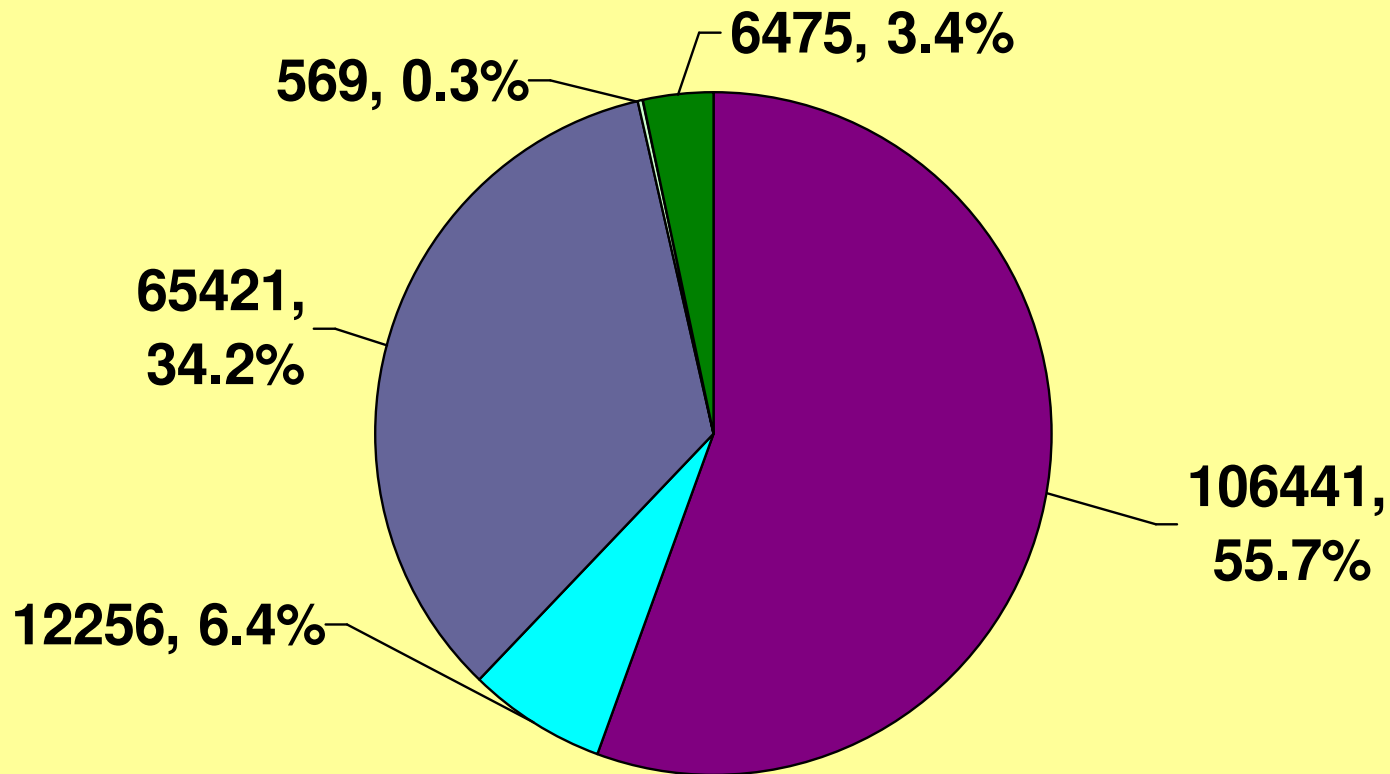
■ Government ■ Govt. Aided ■ Private ■ NDMC ■ KVS

56% Students Appeared from Delhi Govt. Schools



■ Government ■ Govt. Aided ■ Private ■ NDMC ■ KVS

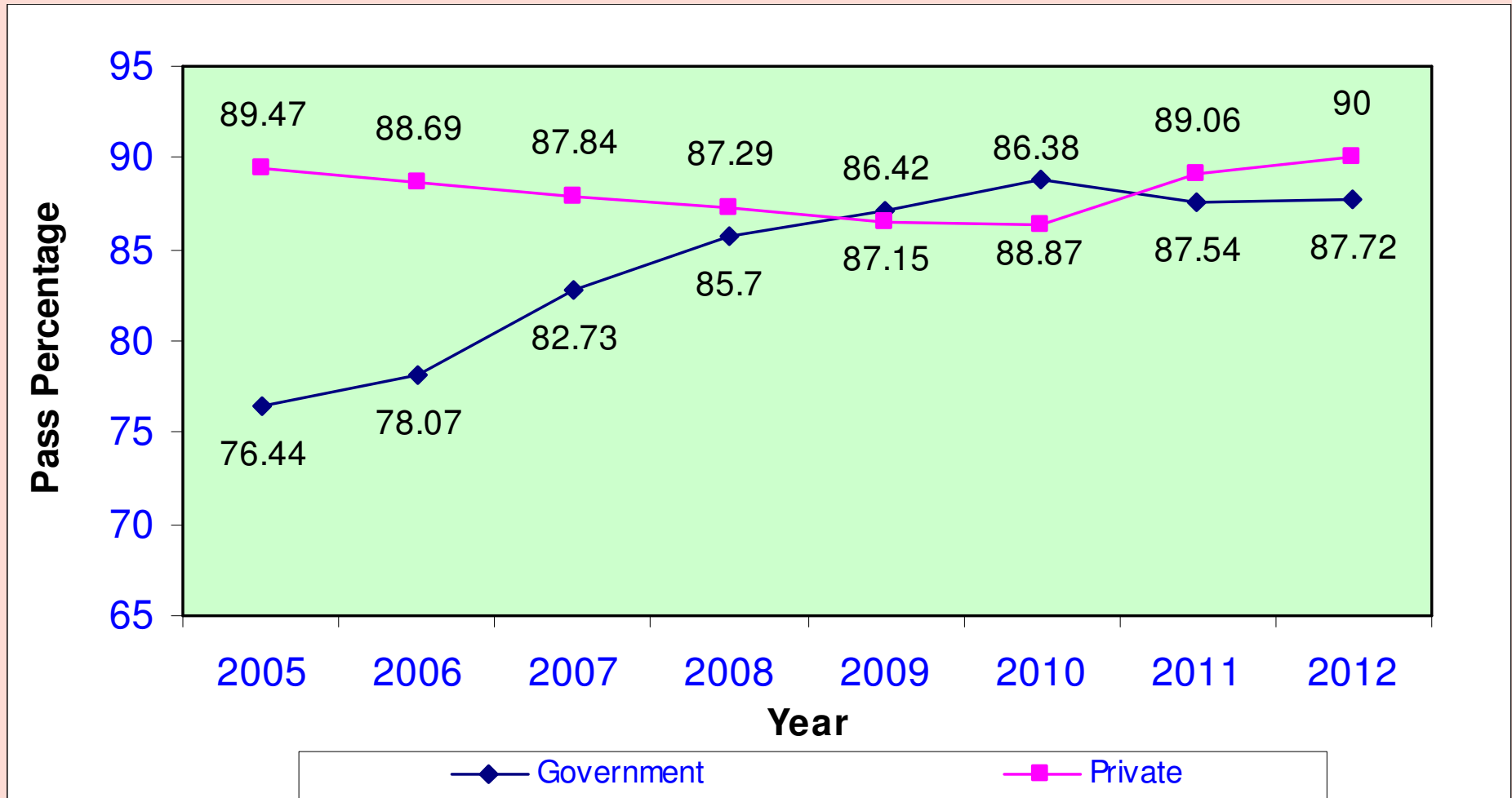
55.7% Students Passed from Delhi Govt. Schools



■ Government ■ Govt. Aided ■ Private ■ NDMC ■ KVS

CBSE 2012 Class –XII

Performance Indicator (Government and Private)



**Pass Percentage
87.72**

**Appeared candidates increased by
9156**

Difference between Govt. & Public Schools Class XII 2012

| Year | Government | Private | Difference |
|-------------|-------------------|----------------|-------------------|
| 2006 | 78.07 | 88.69 | -10.62 |
| 2007 | 82.73 | 87.84 | -5.11 |
| 2008 | 85.70 | 87.29 | -1.59 |
| 2009 | 87.15 | 86.42 | +0.73 |
| 2010 | 88.87 | 86.38 | +2.49 |
| 2011 | 87.54 | 89.06 | -1.51 |
| 2012 | 87.72 | 90.00 | -2.28 |

CLASS – XII 2012

Number of Schools with Pass Percentage

| Year | 100% | >=90% |
|-------------|-------------|-----------------|
| 2012 | 78 | 430 |
| 2011 | 70 | 398 |
| 2010 | 63 | 400 |
| 2009 | 50 | 355 |
| 2008 | 70 | 343 |
| 2007 | 46 | 277 |

CBSE CLASS – XII RESULT 2012

59.8% (430) schools have attained 90% or above Pass Percentage.

81.91% (590) schools have attained more than 80% Pass Percentage.

School Gender wise Pass Percentage Class XII 2012

| Gender | APP | Pass | PP | QI |
|---------------|---------------|---------------|--------------|---------------|
| Boys | 47491 | 38651 | 81.39 | 245.37 |
| Girls | 57791 | 53065 | 91.82 | 277.12 |
| Co.Ed. | 16063 | 14725 | 91.67 | 277.58 |
| Total | 121345 | 106441 | 87.72 | 264.75 |

Shift wise Pass Percentage Class XII 2012

| Shift | APP | Pass | PP | QI |
|--------------|---------------|---------------|--------------|---------------|
| Morning | 85545 | 77816 | 90.96 | 274.69 |
| Evening | 35800 | 28625 | 79.96 | 241.02 |
| Total | 121345 | 106441 | 87.72 | 264.75 |

School Category wise Pass Percentage Class XII 2012

| Gender | APP | Pass | PP | QI |
|----------------------|---------------|---------------|--------------|---------------|
| RPVV | 1822 | 1805 | 99.07 | 366.69 |
| Sarvodaya | 62436 | 55777 | 89.33 | 270.00 |
| Non-Sarvodaya | 57087 | 48859 | 85.59 | 255.77 |
| Total | 121345 | 106441 | 87.72 | 264.75 |

Stream Wise Pass Percentage Class XII 2012

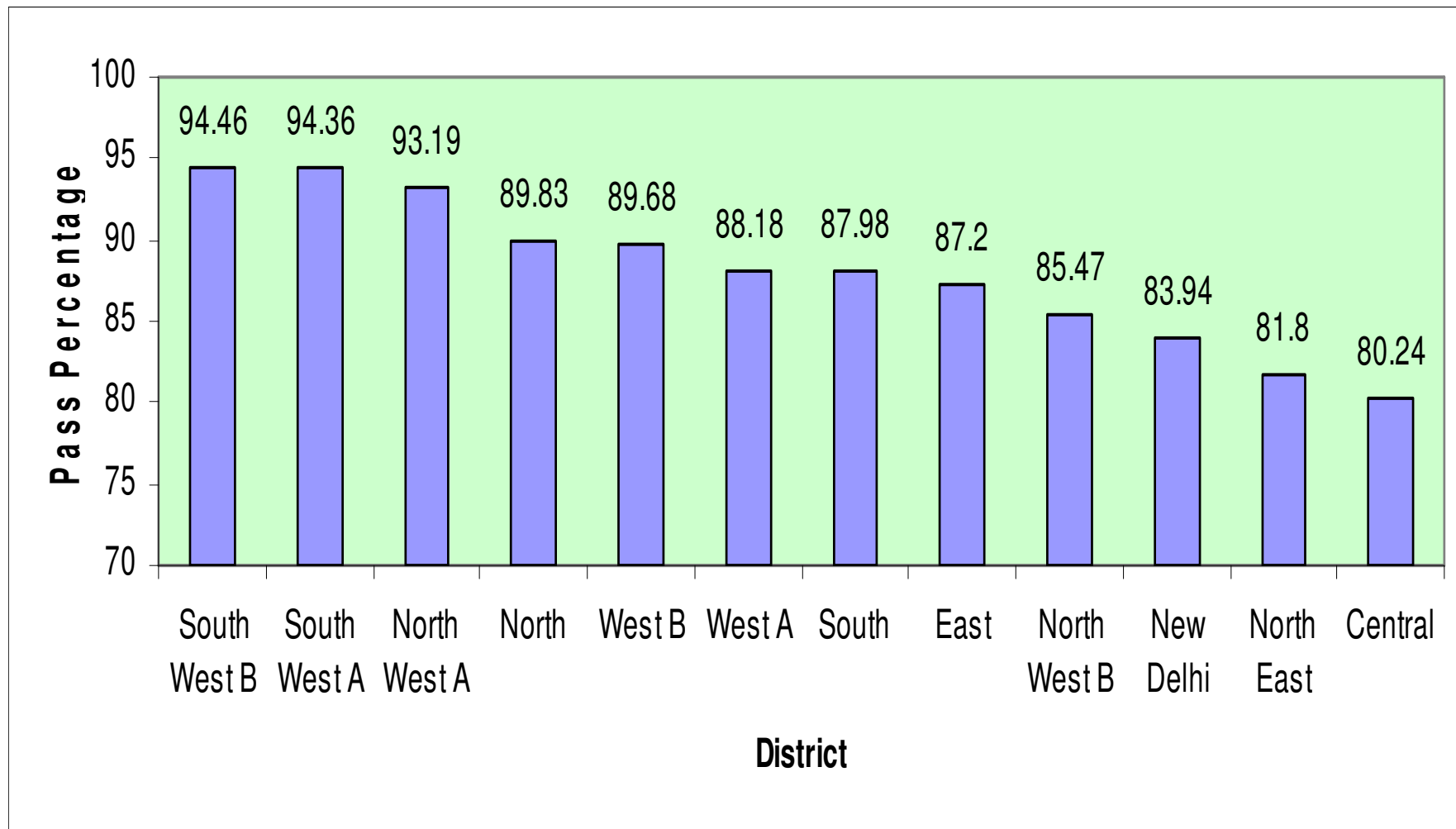
| Stream | APP | Pass | PP | QI |
|---------------|---------------|---------------|--------------|---------------|
| Arts | 82293 | 72240 | 87.78 | 256.00 |
| Commerce | 24180 | 20914 | 86.49 | 265.00 |
| Science | 8188 | 7338 | 89.62 | 308.97 |
| Vocational | 6684 | 5949 | 89.00 | 251.01 |
| Total | 121345 | 106441 | 87.72 | 264.75 |

Stream wise Pass Percentage Comparison Class XII 2012

| Stream | PP12 | PP11 | PP10 | PP09 | PP 08 | PP 07 |
|-------------------|--------------|--------------|--------------|--------------|--------------|--------------|
| Science | 89.62 | 86.52 | 83.84 | 85.08 | 82.12 | 75.12 |
| Arts | 87.78 | 88.17 | 90.30 | 87.78 | 86.23 | 84.18 |
| Commerce | 86.49 | 85.00 | 86.78 | 86.33 | 85.54 | 81.35 |
| Vocational | 89.00 | 91.47 | 89.86 | 87.14 | 86.53 | 87.97 |

| District wise Pass Percentage Class XII CBSE 2012 | | | | |
|----------------------------------------------------------|---------------|---------------|--------------|---------------|
| District | App | Pass | PP | QI |
| South West B | 7751 | 7322 | 94.46 | 285.11 |
| West B | 10734 | 9627 | 89.68 | 272.04 |
| South West A | 4153 | 3919 | 94.36 | 276.00 |
| North | 5638 | 5065 | 89.83 | 274.47 |
| North West A | 13055 | 12167 | 93.19 | 271.38 |
| New Delhi | 548 | 460 | 83.94 | 265.14 |
| South | 19151 | 16850 | 87.98 | 257.00 |
| West A | 6264 | 5524 | 88.18 | 277.31 |
| North West B | 15380 | 13146 | 85.47 | 258.46 |
| East | 13983 | 12194 | 87.20 | 265.40 |
| Central | 1923 | 1543 | 80.24 | 250.68 |
| North East | 22765 | 18624 | 81.80 | 254.21 |
| Total | 121345 | 106441 | 87.72 | 264.75 |

Graphical view of District wise PP CBSE 2012 Class-XII



District Wise CBSE 2012 - Comparison with 2011 Class XII

| | 2012 | | | | 2011 | | | | Difference | |
|--------------|---------------|---------------|--------------|---------------|---------------|--------------|--------------|---------------|--------------|--------------|
| District | App | Pass | PP | QI | App | Pass | PP | QI | PP | QI |
| East | 13983 | 12194 | 87.20 | 265.40 | 12938 | 11184 | 86.44 | 268.27 | +0.76 | -2.87 |
| North East | 22765 | 18624 | 81.80 | 254.21 | 20827 | 16699 | 80.18 | 252.01 | +0.62 | +2.20 |
| North | 5638 | 5065 | 89.83 | 274.47 | 5340 | 4847 | 90.77 | 280.38 | -0.94 | -5.91 |
| North West A | 13055 | 12167 | 93.19 | 271.38 | 11538 | 10348 | 89.69 | 271.23 | +3.50 | +0.15 |
| North West B | 15380 | 13146 | 85.47 | 258.46 | 13415 | 11718 | 87.35 | 266.97 | -1.88 | -8.51 |
| West A | 6264 | 5524 | 88.18 | 277.31 | 6470 | 5738 | 88.69 | 279.50 | -0.51 | -1.19 |
| West B | 10734 | 9627 | 89.68 | 272.04 | 10391 | 9649 | 92.86 | 281.77 | -3.18 | -9.73 |
| South West A | 4153 | 3919 | 94.36 | 276.00 | 4239 | 3855 | 90.94 | 278.88 | +3.42 | -2.88 |
| South West B | 7751 | 7322 | 94.46 | 285.11 | 7554 | 7033 | 93.10 | 292.73 | +1.36 | -7.56 |
| South | 19151 | 16850 | 87.98 | 257.00 | 16918 | 15010 | 88.72 | 265.62 | -0.74 | -8.62 |
| New Delhi | 548 | 460 | 83.94 | 265.14 | 606 | 543 | 89.60 | 270.09 | -5.66 | -4.95 |
| Central | 1923 | 1543 | 80.24 | 250.68 | 1953 | 1586 | 81.21 | 258.02 | -0.97 | -7.34 |
| Total | 121345 | 106441 | 87.72 | 264.75 | 112189 | 98210 | 87.54 | 269.35 | +0.18 | -4.60 |

District wise Ranking on the basis of PP Class XII 2012

| District | 2012 | 2011 | 2010 | 2009 | 2008 |
|--------------|------|------|------|------|------|
| South West-B | 1 | 1 | 2 | 4 | 5 |
| South West-A | 2 | 3 | 11 | 11 | 10 |
| North West-A | 3 | 5 | 5 | 2 | 3 |
| North | 4 | 4 | 4 | 3 | 9 |
| West-B | 5 | 2 | 1 | 1 | 2 |
| West-A | 6 | 8 | 9 | 6 | 6 |
| South | 7 | 7 | 10 | 7 | 8 |
| East | 8 | 10 | 6 | 10 | 11 |
| North West-B | 9 | 9 | 7 | 5 | 1 |
| New Delhi | 10 | 6 | 3 | 8 | 7 |
| North East | 11 | 12 | 12 | 12 | 12 |
| Central | 12 | 11 | 8 | 9 | 4 |

CBSE CLASS-XII RESULT 2012

Difference between Top and Bottom Districts Pass Percentage

| 2012 | 2011 | 2010 | 2009 | 2008 | 2007 |
|-------|-------|------|------|-------|------|
| 14.23 | 12.92 | 8.70 | 8.67 | 18.75 | 18.6 |

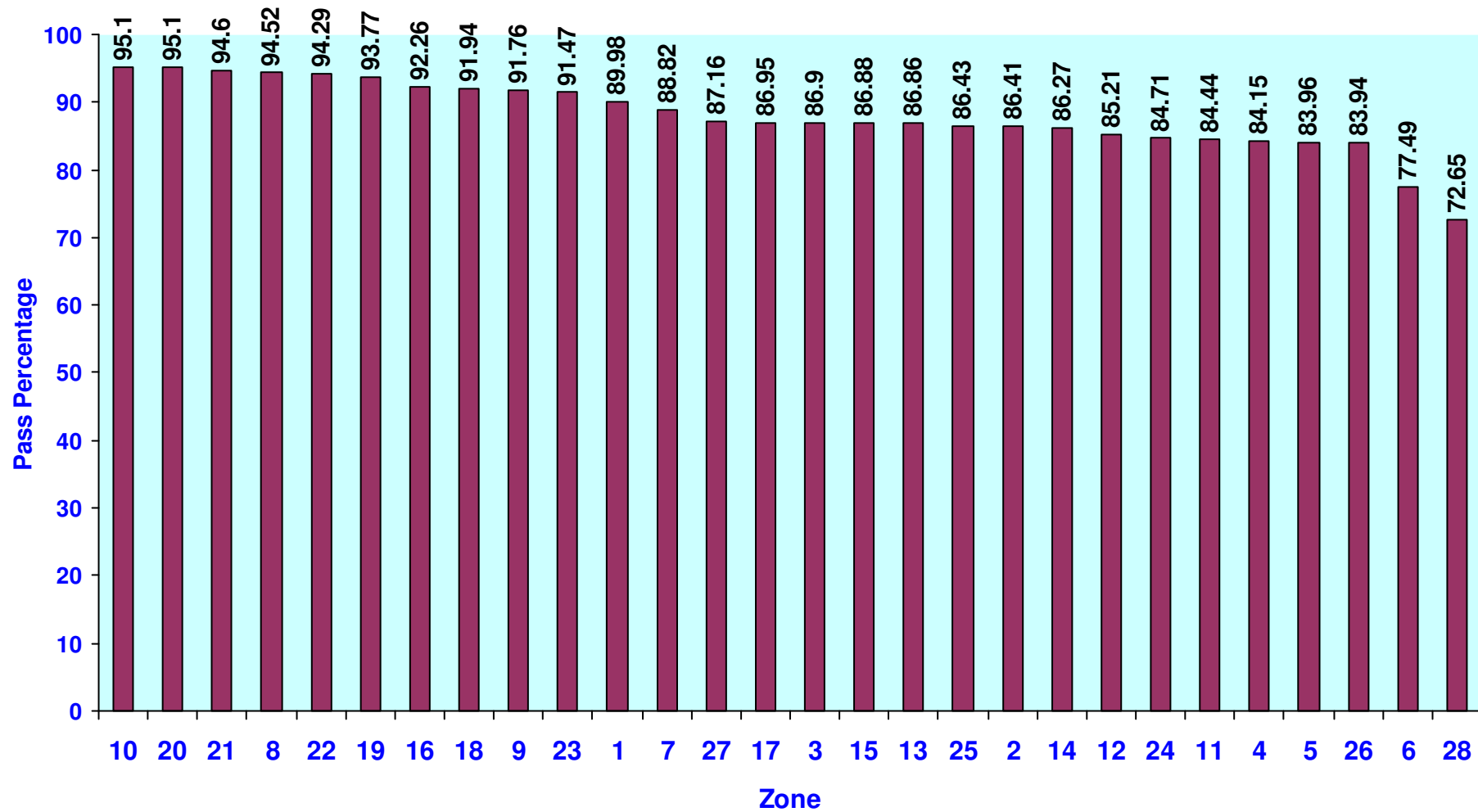
Zone wise CBSE Class XII 2012

| Zone No. | App | Pass | PP | QI |
|-----------------|------------|-------------|-----------|-----------|
| 22 | 3507 | 3307 | 94.29 | 290.57 |
| 10 | 5597 | 5323 | 95.10 | 283.53 |
| 14 | 2390 | 2062 | 86.27 | 281.64 |
| 21 | 4244 | 4015 | 94.60 | 280.70 |
| 20 | 1840 | 1750 | 95.10 | 280.62 |
| 1 | 2677 | 2409 | 89.98 | 279.87 |
| 8 | 1004 | 949 | 94.52 | 277.25 |
| 16 | 1785 | 1647 | 92.26 | 276.53 |
| 18 | 5881 | 5407 | 91.94 | 274.39 |
| 7 | 4634 | 4116 | 88.82 | 273.86 |
| 3 | 2993 | 2601 | 86.90 | 273.73 |
| 15 | 2089 | 1815 | 86.88 | 273.02 |
| 19 | 2313 | 2169 | 93.77 | 272.33 |
| 13 | 4179 | 3630 | 86.86 | 269.35 |

Zone wise CBSE Class XII 2012

| Zone No. | App | Pass | PP | QI |
|--------------|---------------|---------------|--------------|---------------|
| 17 | 4853 | 4220 | 86.95 | 269.18 |
| 27 | 1005 | 876 | 87.16 | 268.21 |
| 11 | 3754 | 3170 | 84.44 | 265.43 |
| 26 | 548 | 460 | 83.94 | 265.14 |
| 24 | 2539 | 2151 | 84.71 | 263.21 |
| 9 | 7458 | 6844 | 91.76 | 262.25 |
| 23 | 6766 | 6189 | 91.47 | 259.73 |
| 5 | 4439 | 3727 | 83.96 | 259.70 |
| 2 | 8313 | 7184 | 86.41 | 257.74 |
| 4 | 1039 | 8785 | 84.15 | 255.87 |
| 25 | 9846 | 8510 | 86.43 | 253.53 |
| 6 | 7887 | 6112 | 77.49 | 248.90 |
| 12 | 7447 | 6346 | 85.21 | 248.82 |
| 28 | 918 | 667 | 72.65 | 231.47 |
| Total | 121345 | 106441 | 87.72 | 264.75 |

Zone wise Pass Percentage Class-XII 2012



RPVVs Performance - 2012 CBSE Class XII at a glance

| S. No. | Sch ID | School Name | APP | Pass | PP | QI | RANK |
|--------|---------|------------------------|-------------|-------------|--------------|---------------|------|
| 1 | 1821137 | Dwarka Sector-10, RPVV | 97 | 97 | 100 | 419.25 | 1 |
| 2 | 1001104 | Surajmal vihar RPVV | 119 | 119 | 100 | 394.36 | 2 |
| 3 | 1309124 | Shalimar baghRPVV | 94 | 94 | 100 | 388.59 | 3 |
| 4 | 1106252 | Nand nagari RPVV | 99 | 99 | 100 | 384.52 | 4 |
| 5 | 1514023 | Hari nagarRPVV | 65 | 65 | 100 | 386.56 | 5 |
| 6 | 1003261 | Gandhi nagar RPVV | 126 | 126 | 100 | 383.03 | 6 |
| 7 | 1617009 | Paschim Vihar RPVV | 98 | 98 | 100 | 380.83 | 7 |
| 8 | 1413076 | Rohini Sec-11RPVV | 127 | 126 | 99.21 | 379.31 | 8 |
| 9 | 1208092 | Kishan GanjRPVV | 94 | 93 | 98.93 | 365.02 | 9 |
| 10 | 2128031 | Krol BaghRPVV | 53 | 53 | 100 | 358.18 | 10 |
| 11 | 1104149 | Yamuna Vihar RPVV | 141 | 137 | 97.16 | 357.16 | 11 |
| 12 | 1925334 | Lajpat Nagar RPVV | 66 | 63 | 95.45 | 356.51 | 12 |
| 13 | 1207108 | Raj Niwas MargRPVV | 146 | 140 | 95.89 | 347.30 | 13 |
| 14 | 1207113 | Civil LINES RPVV | 194 | 192 | 98.96 | 346.69 | 14 |
| 15 | 1924038 | Lodhi Road RPVV | 84 | 84 | 100 | 340.11 | 15 |
| 16 | 1720031 | Vasant Kunj RPVV | 99 | 99 | 100 | 337.26 | 16 |
| 17 | 1310409 | Narela A- 10 RPVV | 120 | 120 | 100 | 329.51 | 17 |
| | | TOTAL | 1822 | 1805 | 99.06 | 366.69 | |

RPVVs - A comparison with last year Class XII 2012

| S. No. | School ID | School Name | 2012 | | | | 2011 | | | | Diff. | |
|--------|-----------|----------------|------|-----|--------|--------|------|-----|--------|-------|--------|--------|
| | | | A | P | PP | QI | A | P | PP | QI | PP | QI |
| 1 | 1001104 | Surajmal Vihar | 119 | 119 | 100.00 | 394.36 | 128 | 128 | 100.00 | 375.5 | 0.0 | 18.86 |
| 2 | 1003261 | Gandhi Nagar | 126 | 126 | 100.00 | 383.03 | 131 | 131 | 100.00 | 374.3 | 0.0 | 8.73 |
| 3 | 1104149 | Yamuna Vihar | 141 | 137 | 97.16 | 357.16 | 150 | 141 | 94.00 | 349.7 | + 3.16 | +7.46 |
| 4 | 1106252 | Nand Nagri | 65 | 65 | 100.00 | 388.40 | 99 | 99 | 100.00 | 369.6 | 0.0 | +18.8 |
| 5 | 1207108 | Raj Niwas Marg | 146 | 140 | 95.89 | 347.30 | 167 | 153 | 99.62 | 320.8 | -3.73 | +26.5 |
| 6 | 1207113 | Civil Lines | 194 | 192 | 98.97 | 346.69 | 174 | 169 | 97.13 | 336.9 | +1.84 | +9.79 |
| 7 | 1208092 | Kishan Ganj | 94 | 93 | 98.94 | 365.02 | 92 | 92 | 100.00 | 369.8 | -1.06 | -4.78 |
| 8 | 1309124 | Shalimar Bagh | 94 | 94 | 100.00 | 388.59 | 80 | 75 | 93.75 | 357.4 | +6.25 | +31.19 |
| 9 | 1310409 | Narela | 120 | 120 | 100.00 | 329.51 | 115 | 115 | 100.00 | 324.1 | 0.0 | 5.41 |
| 10 | 1413076 | Rohini | 127 | 126 | 99.21 | 379.31 | 127 | 125 | 98.43 | 368 | + 0.78 | +11.31 |
| 11 | 1514023 | Hari Nagar | 65 | 65 | 100.00 | 386.56 | 67 | 67 | 100.00 | 375.2 | 0.0 | +11.36 |
| 12 | 1617009 | Paschim Vihar | 98 | 98 | 100.00 | 380.83 | 117 | 116 | 99.15 | 378.6 | + 0.85 | +2.23 |
| 13 | 1720031 | Vasant Kunj | 99 | 99 | 100.00 | 337.26 | 113 | 113 | 100.00 | 322.7 | 0.0 | +14.56 |
| 14 | 1821137 | Dwarka | 97 | 97 | 100.00 | 419.25 | 97 | 97 | 100.00 | 379.4 | 0.0 | +39.85 |
| 15 | 1924038 | Lodhi Road | 84 | 84 | 100.00 | 340.12 | 80 | 79 | 98.75 | 328.8 | +1.25 | +11.32 |
| 16 | 1925334 | Lajpat Nagar | 66 | 63 | 95.45 | 356.51 | 68 | 68 | 100.00 | 373.2 | -4.55 | -16.69 |
| 17 | 2128031 | Karol Bagh | 53 | 53 | 100.00 | 358.19 | 65 | 65 | 100.00 | 358.9 | 0.0 | -0.71 |

Top 15 Non-Pratibha Schools on basis of QI, Class XII 2012

| Sl. No. | School ID | School Name | App | Pass | PP | QI | Rank |
|---------|-----------|----------------------------------------|-----|------|-------|--------|------|
| 1 | 1822048 | Ujwa GGSSS | 53 | 53 | 100 | 343.79 | 1 |
| 2 | 1822058 | Pandwala Khurd GGSSS | 46 | 46 | 100 | 337.44 | 2 |
| 3 | 1413027 | Sarvodaya Coed. Vidyalaya Sec-8 Rohini | 129 | 128 | 99.22 | 336.49 | 3 |
| 4 | 1822066 | Najafgarh, Jharoda Kalan GGSSS | 72 | 72 | 100 | 334.81 | 4 |
| 5 | 1310036 | Narela SKV No.1 | 396 | 393 | 99.24 | 334.06 | 5 |
| 6 | 1821033 | Shahbad Mohammadpur GGSSS | 55 | 49 | 89.09 | 331.86 | 6 |
| 7 | 1001006 | Surajmal Vihar SBV | 85 | 85 | 100 | 331.79 | 7 |
| 8 | 1720029 | Mahipal Pur GBSSS | 23 | 23 | 100 | 331.65 | 8 |
| 9 | 1516022 | Shadi Khampur SKV | 60 | 60 | 100 | 329.00 | 9 |
| 10 | 1207037 | Shakti Nagar SKV No.1 | 226 | 222 | 98.23 | 328.30 | 10 |
| 11 | 1516027 | Ramesh Nagar SKV | 173 | 172 | 99.42 | 327.02 | 11 |
| 12 | 1822055 | Jaffarpur Kalan S Coed. V | 103 | 103 | 100 | 326.91 | 12 |
| 13 | 1822056 | Khaira GGSSS | 107 | 105 | 98.13 | 326.52 | 13 |
| 14 | 1516018 | Moti Nagar SKV | 95 | 94 | 98.95 | 324.97 | 14 |
| 15 | 2127179 | Lal Kuan Zeenat Mehal SKV No.2 | 58 | 58 | 100 | 324.88 | 15 |

PP & QI of Urdu Medium schools Class XII 2012

| Sl. No. | School ID | School Name | App | Pass | PP | QI |
|--------------|-----------|----------------------------------|-------------|-------------|--------------|---------------|
| 1 | 2127179 | Lal Kuan, Zeenat Mahal, No.2-SKV | 58 | 58 | 100 | 324.88 |
| 2 | 2127017 | Jama Masjid, No.2 SKV | 60 | 57 | 95 | 318 |
| 3 | 2127025 | Chashma Building GGSSS | 48 | 46 | 95.83 | 282.14 |
| 4 | 2127021 | Bulbuli Khana-SKV | 96 | 83 | 86.46 | 281.01 |
| 5 | 1925049 | Joga Bai GGSSS | 124 | 96 | 77.42 | 277.97 |
| 6 | 1105018 | Jafrabad, Zeenat Mahal SKV | 474 | 395 | 83.33 | 277.23 |
| 7 | 1105008 | Jafrabad-GBSSS | 98 | 94 | 95.92 | 268.27 |
| 8 | 1925035 | Noor Nagar-SKV | 256 | 209 | 81.64 | 267.28 |
| 9 | 2127002 | Jama Masjid, No.1 SBV | 56 | 41 | 73.21 | 262.25 |
| 10 | 2127003 | Darya Ganj, Pataudi House-SBV | 102 | 78 | 76.47 | 231.81 |
| 11 | 1925052 | Joga Bai-GBSSS | 63 | 56 | 57.14 | 219.97 |
| 12 | 1925002 | Noor Nagar-GBSSS | 349 | 149 | 42.69 | 191.84 |
| Total | | | 1784 | 1342 | 75.22 | 256.82 |

Comparison of Urdu Medium Schools on the basis of PP & QI of - 2012 & 2011

| SCHID | SCHNAME | 2012 | | | | 2011 | | | | PP DIFF. | QI DIFF. |
|--------------|-----------------------------------------|-------------|-------------|--------------|---------------|-------------|-------------|--------------|---------------|--------------|---------------|
| | | APP | PASS | PP | QI | APP | PASS | PP | QI | | |
| 1105008 | Jafrabad-GBSSS | 98 | 94 | 95.92 | 268.27 | 109 | 72 | 66.1 | 233.28 | +29.82 | +34.99 |
| 1105018 | Jafrabad, Zeenat Mahal(Urdu Medium)-SKV | 474 | 395 | 77.42 | 277.97 | 329 | 293 | 89.1 | 283.68 | -11.68 | -5.71 |
| 1925002 | Noor Nagar-GBSSS | 349 | 149 | 42.69 | 191.84 | 300 | 170 | 56.7 | 213.43 | -14.01 | -21.59 |
| 1925035 | Noor Nagar-SKV | 256 | 209 | 81.64 | 267.28 | 202 | 177 | 87.6 | 292.88 | -5.96 | -25.6 |
| 1925049 | Joga Bai-GGSSS | 124 | 96 | 77.42 | 277.97 | 88 | 85 | 96.6 | 295.47 | -19.18 | -17.5 |
| 1925052 | Joga Bai-GBSSS | 63 | 36 | 57.14 | 219.97 | 54 | 47 | 87 | 254.39 | -29.86 | -34.42 |
| 2127002 | Jama Masjid, No.1(Urdu Medium)-SBV | 56 | 41 | 73.21 | 262.25 | 39 | 29 | 74.4 | 251.33 | -1.19 | +10.92 |
| 2127003 | Darya Ganj, Pataudi House-SBV | 102 | 78 | 76.47 | 231.81 | 77 | 66 | 85.7 | 251.26 | -9.23 | -19.45 |
| 2127017 | Jama Masjid, No.2-SKV | 60 | 57 | 95 | 318 | 97 | 95 | 97.9 | 308.93 | -2.9 | +9.07 |
| 2127021 | Bulbuli Khana-SKV | 96 | 83 | 86.46 | 281.01 | 128 | 107 | 83.6 | 291.94 | +2.86 | -10.93 |
| 2127025 | Chashma Building(Urdu Medium)-GGSSS | 48 | 46 | 95.83 | 282.14 | 55 | 53 | 96.4 | 306.96 | -0.57 | -24.82 |
| 2127179 | Lal Kuan, Zeenat Mahal, No.2-SKV | 58 | 58 | 100 | 324.88 | 65 | 63 | 96.9 | 299.25 | +3.1 | +25.63 |
| TOTAL | | 1784 | 1342 | 75.22 | 256.82 | 1543 | 1257 | 81.46 | 268.64 | -6.24 | -11.82 |

Top Govt. School in Overall (QI)

In overall Delhi Region
RPVV Dwarka with QI 419.25
has 13th **Rank**

**Among Delhi Govt. Schools this school
stands on Top**

Last year, the same school was at 84th
Rank with QI 379.35

**Govt. Schools in
Top 100 Over All Delhi region**

- 2004-05 One
- 2005-06 Four
- 2006-07 Nine
- 2007-08 Nine
- 2008-09 Ten
- 2009-10 Seven
- 2010-11 Four
- 2011-12 Eight

Government Schools among top 100 schools of Delhi Class XII 2012

| <i>Sl. No.</i> | <i>School ID</i> | <i>School Name</i> | <i>Head of School</i> | <i>Rank in Delhi Region</i> |
|----------------|------------------|------------------------|------------------------|-----------------------------|
| 1 | 1821137 | Dwarka Sector-10, RPVV | Dr. T.P. Singh | 13 |
| 2 | 1001104 | Surajmal Vihar RPVV | Ms. Renu Sabharwal | 57 |
| 3 | 1309124 | Shalimar Bagh, RPVV | Mr. Ramesh Chandra | 70 |
| 4 | 1106252 | Nand Nagari,RPVV | Mr. Pramod Kumar | 72 |
| 5 | 1514023 | Hari Nagar,RPVV | Ms. Usha Rani | 76 |
| 6 | 1003261 | Gandhi Nagar, RPVV | Mr. Garib Das | 90 |
| 7 | 1617009 | Paschim Vihar, RPVV | Ms. Archana Vishwadeep | 96 |
| 8 | 1413076 | Rphini Sector XI, RPVV | Mr. Rajpal Sehrawat | 97 |

**No. of Schools with Pass Percentage a
comparison between 2012 & 2011 Class XII**

| YEAR | 100% | >=90 % & <10 0% | <=80 %& <90 % | <=70 %& <80 % | <=60 %& <70 % | <60 % | TOTAL |
|-------------|-------------|----------------------------------------------|--------------------------------------------|--------------------------------------------|--------------------------------------------|---------------------|--------------|
| 2012 | 78 | 352 | 160 | 72 | 26 | 31 | 719 |
| 2011 | 70 | 328 | 162 | 81 | 29 | 27 | 697 |
| Diff. | +8 | +24 | -2 | -9 | -3 | +4 | +22 |

Class-XII CBSE 2012

| No. of Schools whose PP has | | |
|-----------------------------|------------|------------|
| Category | Increased | Decreased |
| $\leq 10\%$ | 268 | 232 |
| $>10 \leq 20$ | 47 | 60 |
| $>20 \leq 30$ | 27 | 11 |
| $>30 \leq 40$ | 7 | 5 |
| >40 | 4 | 6 |
| | 353 | 314 |

CBSE Class-XII 2012

Number of Schools whose PP has

| Year | Increased | Declined | No change | First Time | Total |
|--------------|------------------|-----------------|------------------|-------------------|--------------|
| 2012 | 353 | 314 | 30 | 22 | 719 |
| 2011 | 307 | 336 | 24 | 29 | 697 |
| Diff. | +46 | -22 | +6 | -7 | +22 |

CBSE Class-12th - District wise No. of Schools having PP, 2012

| District | Total Schools | 100% | >=90% AND <100% | >=80% AND <90% | >=70% AND <80% | >=60% AND <70% | <60 % |
|--------------|---------------|-----------|-----------------------|----------------------|----------------------|----------------------|-----------|
| EAST | 86 | 7 | 33 | 25 | 16 | 1 | 4 |
| NORTH-EAST | 80 | 1 | 27 | 27 | 14 | 5 | 6 |
| NORTH | 42 | 3 | 23 | 12 | 3 | 1 | 0 |
| NORTH-WEST-A | 75 | 16 | 43 | 12 | 1 | 3 | 0 |
| NORTH-WEST-B | 85 | 5 | 38 | 22 | 10 | 4 | 6 |
| WEST-A | 46 | 3 | 25 | 9 | 4 | 4 | 1 |
| WEST-B | 54 | 1 | 37 | 6 | 5 | 2 | 3 |
| SOUTH-WEST-A | 36 | 12 | 19 | 4 | 1 | 0 | 0 |
| SOUTH-WEST-B | 77 | 19 | 40 | 14 | 1 | 1 | 2 |
| SOUTH | 107 | 5 | 58 | 25 | 10 | 3 | 6 |
| NEW-DELHI | 5 | 0 | 2 | 1 | 1 | 1 | 0 |
| CENTRAL | 26 | 6 | 7 | 3 | 6 | 1 | 3 |
| TOTAL | 719 | 78 | 352 | 160 | 72 | 26 | 31 |

Zone wise number of school and their PP, Class 12th, 2012

| Zone No. | Total Schools | 100% | >=90% AND <100% | >=80% AND <90% | >=70% AND <80% | >=60% AND <70% | <60% |
|----------|---------------|------|-----------------------|-------------------|-------------------|-------------------|------|
| 1 | 21 | 3 | 11 | 3 | 3 | 0 | 1 |
| 2 | 43 | 2 | 16 | 14 | 8 | 1 | 2 |
| 3 | 22 | 2 | 6 | 8 | 5 | 0 | 1 |
| 4 | 34 | 0 | 12 | 13 | 6 | 1 | 2 |
| 5 | 21 | 0 | 10 | 8 | 1 | 0 | 2 |
| 6 | 25 | 1 | 5 | 6 | 7 | 4 | 2 |
| 7 | 30 | 1 | 15 | 10 | 3 | 1 | 0 |
| 8 | 12 | 2 | 8 | 2 | 0 | 0 | 0 |
| 9 | 41 | 7 | 26 | 5 | 1 | 2 | 0 |
| 10 | 34 | 9 | 17 | 7 | 0 | 1 | 0 |
| 11 | 31 | 1 | 11 | 11 | 4 | 2 | 2 |
| 12 | 30 | 1 | 13 | 9 | 2 | 2 | 3 |
| 13 | 24 | 3 | 14 | 2 | 4 | 0 | 1 |
| 14 | 16 | 1 | 9 | 3 | 0 | 2 | 1 |

Zone wise number of school and their PP Class XII 2012

| Zone No. | Total Schools | 100% | >=90% AND <100% | >=80% AND <90% | >=70% AND <80% | >=60% AND <70% | <60% |
|--------------|---------------|-----------|-----------------|----------------|----------------|----------------|-----------|
| 15 | 16 | 1 | 8 | 3 | 3 | 1 | 0 |
| 16 | 14 | 1 | 8 | 3 | 1 | 1 | 0 |
| 17 | 27 | 1 | 16 | 4 | 2 | 1 | 3 |
| 18 | 27 | 0 | 21 | 2 | 3 | 1 | 0 |
| 19 | 19 | 3 | 14 | 1 | 1 | 0 | 0 |
| 20 | 17 | 9 | 5 | 3 | 0 | 0 | 0 |
| 21 | 35 | 6 | 21 | 8 | 0 | 0 | 0 |
| 22 | 42 | 13 | 19 | 6 | 1 | 1 | 2 |
| 23 | 39 | 2 | 22 | 9 | 3 | 1 | 2 |
| 24 | 22 | 1 | 10 | 6 | 3 | 1 | 1 |
| 25 | 46 | 2 | 26 | 10 | 4 | 1 | 3 |
| 26 | 5 | 0 | 2 | 1 | 1 | 1 | 0 |
| 27 | 14 | 5 | 4 | 1 | 4 | 0 | 0 |
| 28 | 12 | 1 | 3 | 2 | 2 | 1 | 3 |
| TOTAL | 719 | 78 | 352 | 160 | 72 | 26 | 31 |

CBSE CLASS – XII RESULT 2012

Less than 50% Result 15 Schools

| Sl. No. | School ID | School Name | 2012 | | | | 2011 | | | | Diff | |
|---------|-----------|----------------------------------------|------|------|-------|--------|------|------|-------|--------|---------|---------|
| | | | APP | PASS | PP | QI | APP | PASS | PP | QI | PP | QI |
| 1 | 1822012 | GBSSS Kair | 32 | 11 | 34.37 | 241.91 | 33 | 30 | 90.91 | 319.58 | - 56.54 | - 77.67 |
| 2 | 2128002 | SBV Jhandewalan, Plot 6-(Asharfi Devi) | 81 | 29 | 35.80 | 178.67 | 75 | 57 | 76.00 | 214.91 | - 40.2 | - 36.24 |
| 3 | 1411019 | GBSSS Bharat Nagar | 170 | 62 | 36.47 | 194.99 | 105 | 76 | 72.38 | 212.30 | - 35.91 | - 17.31 |
| 4 | 1617026 | SKV Nilothi | 89 | 33 | 37.07 | 198.75 | 114 | 101 | 88.60 | 256.03 | - 51.53 | - 57.28 |
| 5 | 1105002 | SBV Gautam Puri-SBV | 206 | 77 | 37.37 | 207.45 | 136 | 120 | 88.24 | 252.66 | - 50.87 | - 45.21 |
| 6 | 1923021 | GBSSS Hauz Rani | 40 | 15 | 37.5 | 174.8 | 45 | 32 | 71.11 | 220.44 | - 33.61 | - 45.64 |
| 7 | 1106009 | GBSSS Seemapuri | 465 | 180 | 38.71 | 199.3 | 367 | 220 | 59.95 | 210.73 | - 21.24 | - 11.43 |
| 8 | 1001196 | SKV Vishwas Nagar | 33 | 13 | 39.39 | 224.42 | 42 | 32 | 76.19 | 251.83 | - 36.8 | - 27.41 |
| 9 | 1925002 | GBSSS Noor Nagar | 349 | 149 | 42.69 | 191.85 | 300 | 170 | 56.67 | 213.43 | - 13.98 | - 21.58 |
| 10 | 1617219 | SBV Nilothi | 93 | 41 | 44.08 | 200.33 | 114 | 101 | 88.60 | 256.03 | - 44.52 | - 55.7 |
| 11 | 1413011 | GBSSS Avantika Sec.1,Rohini | 446 | 208 | 46.63 | 187.08 | 369 | 196 | 53.12 | 197.66 | - 6.49 | - 10.58 |
| 12 | 2128001 | SBV Paharganj | 107 | 50 | 46.73 | 182.79 | 123 | 75 | 60.98 | 205.52 | - 14.25 | - 22.73 |
| 13 | 1822247 | GBSSS Deendar Pur | 47 | 22 | 46.87 | 235.8 | 32 | 24 | 75.00 | 242.91 | - 28.13 | - 7.11 |
| 14 | 1106021 | SKV Seemapuri | 256 | 120 | 46.87 | 235.8 | 229 | 193 | 84.28 | 259.27 | - 37.41 | - 23.47 |
| 15 | 1104261 | GBSSS Tukhmipur | 356 | 177 | 49.72 | 213.9 | 260 | 152 | 58.46 | 218.35 | - 8.74 | - 4.45 |

In 2011, there were 8 schools in this category.

Quality performance Class XII 2012

| Average marks obtained | 2012 | 2011 | Difference |
|-------------------------------|-------------|-------------|-------------------|
| $\geq 90\%$ | 285 | 201 | + 84 |
| $\geq 75\%$ | 4856 | 4949 | - 103 |

**No. of Students obtained 100/100 in
Mathematics/Engg. Graphics/B.Std.
Class XII 2012**

| Year | No. of Students |
|-------------|------------------------|
| 2008 | 3 |
| 2009 | 8 |
| 2010 | 1 |
| 2011 | 29 |
| 2012 | 36 |

SUBJECT WISE COMPARISION BETWEEN GOVT. AND PUBLIC SCHOOLS CLASS XII 2012

| Sl. No. | Subject | Govt. | | Public | | Diff | |
|---------|------------------|-------|-------|--------|-------|--------|--------|
| | | PP | QI | PP | QI | PP | QI |
| 1 | ACCOUNTANCY | 92.7 | 56.12 | 93.4 | 64.99 | -0.7 | -8.87 |
| 2 | BIOLOGY | 89.14 | 59.62 | 93.63 | 72.92 | -4.49 | -13.3 |
| 3 | BUSINESS STUDIES | 86.71 | 47.18 | 92.55 | 64.07 | -5.84 | -16.89 |
| 4 | CHEMISTRY | 92.75 | 61.68 | 93.21 | 69.27 | -0.46 | -7.59 |
| 5 | COMPUTER SCIENCE | 91.99 | 60.65 | 94.78 | 73.49 | -2.79 | -12.84 |
| 6 | ECONOMICS | 73.21 | 37.66 | 86.66 | 56.23 | -13.45 | -18.57 |
| 7 | ENGLISH CORE | 87.63 | 45.27 | 99.23 | 76.54 | -11.6 | -31.27 |
| 8 | GEOGRAPHY | 94.31 | 58.43 | 96.19 | 70.38 | -1.88 | -11.95 |
| 9 | HINDI CORE | 94.1 | 44.84 | 98.16 | 59.03 | -4.06 | -14.19 |
| 10 | HINDI ELECTIVE | 98.22 | 54.77 | 98.52 | 61.94 | -0.3 | -7.17 |
| 11 | HISTORY | 96.24 | 47.67 | 97 | 58.84 | -0.76 | -11.17 |
| 12 | HOME SCIENCE | 98.44 | 64.81 | 98.5 | 70.89 | -0.06 | -6.08 |

SUBJECT WISE COMPARISON BETWEEN GOVT. AND PUBLIC SCHOOLS CLASS XII 2012

| Sl. No. | Subject | Govt. | | Public | | Diff | |
|---------|--------------------|-------|-------|--------|-------|--------|--------|
| | | PP | QI | PP | QI | PP | QI |
| 13 | INFORMATICS PRAC. | 83.72 | 54.64 | 94.33 | 68.11 | -10.61 | -13.47 |
| 14 | MATHEMATICS | 88.32 | 51.68 | 89.05 | 62.28 | -0.73 | -10.6 |
| 15 | MULTIMEDIA & WEB T | 61.36 | 48.09 | 95.58 | 68.31 | -34.22 | -20.22 |
| 16 | PHYSICAL EDUCATION | 95.75 | 59.72 | 95.99 | 68.39 | -0.24 | -8.67 |
| 17 | PHYSICS | 89.26 | 56.38 | 92.95 | 66.8 | -3.69 | -10.42 |
| 18 | POLITICAL SCIENCE | 94.21 | 50.44 | 90.68 | 56.44 | 3.53 | -6 |
| 19 | PUNJABI | 100 | 62.51 | 92.41 | 57.03 | 7.59 | 5.48 |
| 20 | SANSKRIT CORE | 97.38 | 45.91 | 98.08 | 45.54 | -0.7 | 0.37 |
| 21 | SANSKRIT ELECTIVE | 91.33 | 43.78 | 90.91 | 6.32 | 0.42 | -2.54 |
| 22 | SOCIOLOGY | 95.37 | 55.91 | 96.14 | 69.23 | -0.77 | -13.32 |
| 23 | URDU ELECTIVE | 95.22 | 54.77 | 98.52 | 61.94 | -3.33 | -3.83 |

Subject wise number of Students Failed Class XII 2012

| Subject | App | Pass | Failed |
|--------------------|-------|-------|--------|
| ENGLISH CORE | 99469 | 87165 | 12304 |
| ECONOMICS | 70428 | 51560 | 18868 |
| PHYSICAL EDUCATION | 87952 | 84210 | 3742 |
| HINDI ELECTIVE | 88581 | 87002 | 1579 |
| POLITICAL SCIENCE | 80831 | 76148 | 4683 |
| HISTORY | 61511 | 59200 | 2311 |
| MATHEMATICS | 29264 | 25846 | 3418 |
| BUSINESS STUDIES | 25881 | 22441 | 3440 |
| ACCOUNTANCY | 25045 | 23216 | 1829 |
| GEOGRAPHY | 21915 | 20668 | 1247 |
| SANSKRIT CORE | 20857 | 20310 | 547 |
| HOME SCIENCE | 36881 | 36307 | 574 |
| CHEMISTRY | 8188 | 7594 | 594 |
| PHYSICS | 8188 | 7309 | 879 |
| BIOLOGY | 5119 | 4563 | 556 |
| SOCIOLOGY | 7380 | 7038 | 342 |
| SANSKRIT ELECTIVE | 1718 | 1569 | 149 |
| INFORMATICS PRAC. | 2770 | 2319 | 451 |
| URDU ELECTIVE | 984 | 937 | 47 |
| COMPUTER SCIENCE | 1686 | 1551 | 135 |
| PUNJABI | 331 | 331 | 0 |
| HINDI CORE | 356 | 335 | 21 |
| MULTIMEDIA & WEB T | 88 | 54 | 34 |

Subject wise Comparison with 2011 Class XII 2012

| S. No. | Sub Name | 2012 | | 2011 | |
|--------|--------------------|-------|-------|-------|-------|
| | | PP | QI | PP | QI |
| 1 | ENGLISH ELECTIVE | 28.63 | 22.43 | 45.23 | 25.83 |
| 2 | HINDI ELECTIVE | 98.22 | 54.77 | 98.99 | 57.34 |
| 3 | URDU ELECTIVE | 95.22 | 53.54 | 94.29 | 51.84 |
| 4 | SANSKRIT ELECTIVE | 91.33 | 43.78 | 81.07 | 38.05 |
| 5 | HISTORY | 96.24 | 47.67 | 97.12 | 50.02 |
| 6 | POLITICAL SCIENCE | 94.21 | 50.44 | 90.09 | 47.22 |
| 7 | GEOGRAPHY | 94.31 | 58.43 | 95.44 | 59.53 |
| 8 | ECONOMICS | 73.21 | 37.66 | 69.23 | 35.24 |
| 9 | SOCIOLOGY | 95.37 | 55.91 | 93.73 | 53.11 |
| 10 | MATHEMATICS | 88.32 | 51.68 | 84.16 | 49.53 |
| 11 | PHYSICS | 89.26 | 56.38 | 87.53 | 57.52 |
| 12 | CHEMISTRY | 92.75 | 61.68 | 88.16 | 58.65 |
| 13 | BIOLOGY | 89.14 | 59.62 | 89.52 | 59.89 |
| 14 | PHYSICAL EDUCATION | 95.75 | 59.72 | 96.82 | 59.9 |
| 15 | BUSINESS STUDIES | 86.71 | 47.18 | 87.14 | 47.67 |

Subject wise Comparison with 2011 Class XII 2012

| S. No. | Sub Name | 2012 | | 2011 | |
|--------|--------------------|-------|-------|-------|-------|
| | | PP | QI | PP | QI |
| 16 | ACCOUNTANCY | 92.7 | 56.12 | 92.36 | 57.23 |
| 17 | HOME SCIENCE | 98.44 | 64.81 | 98.85 | 66.85 |
| 18 | INFORMATICS PRAC. | 83.72 | 54.64 | 84.45 | 55.61 |
| 19 | MULTIMEDIA & WEB T | 61.36 | 48.09 | 80.49 | 55.32 |
| 20 | COMPUTER SCIENCE | 91.99 | 60.65 | 93.64 | 62.28 |
| 21 | PUNJABI | 100 | 62.51 | 97.82 | 54.58 |
| 22 | ENGLISH CORE | 87.63 | 45.27 | 91.91 | 48.39 |
| 23 | HINDI CORE | 94.1 | 44.84 | 95.39 | 51.59 |
| 24 | URDU CORE | 100 | 61.26 | 100 | 59.76 |
| 25 | SANSKRIT CORE | 97.38 | 45.91 | 98.96 | 51.43 |

Bottom 15 Schools on the basis of QI, Class XII 2012

| Sl. No. | School ID | School Name | App | Pass | PP | QI |
|---------|-----------|---------------------------------------|-----|------|-------|--------|
| 1 | 1822247 | Deendarpur GBSSS | 47 | 22 | 46.81 | 205.45 |
| 2 | 1104336 | Sonia Vihar GBSSS | 256 | 151 | 58.98 | 205.08 |
| 3 | 1412248 | Pooth Kalan Rohini Extn. Sec-20 GBSSS | 106 | 54 | 50.94 | 205.06 |
| 4 | 1617219 | Nilothi SBV | 93 | 41 | 44.08 | 200.33 |
| 5 | 1412006 | Sultanpuri Blk BC GBSSS | 127 | 72 | 56.69 | 200.13 |
| 6 | 1925014 | Tuglakabad Village GBSSS | 165 | 107 | 64.85 | 199.66 |
| 7 | 1106009 | Seemapuri GBSSS | 465 | 180 | 38.71 | 199.3 |
| 8 | 1617026 | Nilothi SKV | 89 | 33 | 37.08 | 198.75 |
| 9 | 1411019 | Bharat Nagar GBSSS | 170 | 62 | 36.47 | 194.99 |
| 10 | 1925057 | Molarband No.2 GBSSS | 467 | 255 | 54.60 | 192.47 |
| 11 | 1925002 | Noor Nagar GBSSS | 349 | 149 | 42.69 | 191.85 |
| 12 | 1413011 | Rohini, Avantika Sec-1 GBSSS | 446 | 208 | 46.64 | 187.08 |
| 13 | 2128001 | PaharGanj SBV | 107 | 50 | 46.73 | 182.79 |
| 14 | 2128002 | Jhandewalan Plot 6 SBV (Asharfi Devi) | 81 | 29 | 35.80 | 178.67 |
| 15 | 1923021 | Hauz Rani GBSSS | 40 | 15 | 37.50 | 174.8 |

SCHOOLS WHOSE PP HAS Increased BY >= 20% OVER THE LAST YEAR Class XII

| S. No. | Sch ID | Sch Name | 2012 | | | | 2011 | | | | DIFF PP | DIFF QI |
|--------|---------|---------------------------------------|------|------|--------|--------|------|------|-------|--------|---------|---------|
| | | | APP | PASS | PP | QI | APP | PASS | PP | QI | | |
| 1 | 1516142 | West Patel Nagar-SKV | 156 | 153 | 98.08 | 289.87 | 158 | 123 | 77.85 | 251.12 | 20.23 | 38.74 |
| 2 | 1208001 | Gulabi Bagh-SBV | 84 | 71 | 84.52 | 252.51 | 100 | 64 | 64 | 225.63 | 20.52 | 26.88 |
| 3 | 1106007 | Shahdara, Mansarovar Park, No.2-GBSSS | 155 | 121 | 78.07 | 231.39 | 80 | 46 | 57.5 | 239.69 | 20.57 | -8.30 |
| 4 | 1002013 | Dallupura-SBV | 316 | 237 | 75.00 | 239.83 | 252 | 136 | 53.97 | 211.68 | 21.03 | 28.15 |
| 5 | 2128032 | New Rajinder Nagar-SV (Rana Pratap) | 127 | 99 | 77.95 | 220.71 | 81 | 46 | 56.79 | 196.68 | 21.16 | 24.03 |
| 6 | 1309167 | Vijay Nagar-SKV | 49 | 46 | 93.88 | 250.71 | 164 | 119 | 72.56 | 218.59 | 21.32 | 32.13 |
| 7 | 1719010 | Moti Bagh I-GBSSS | 104 | 99 | 95.19 | 261.59 | 133 | 96 | 72.18 | 264.17 | 23.01 | -2.58 |
| 8 | 1412082 | Mangolpuri, Block-K-2,SV | 276 | 242 | 87.68 | 240.26 | 183 | 118 | 64.48 | 219.91 | 23.20 | 20.35 |
| 9 | 2128021 | Paharganj-GGSSS | 60 | 54 | 90.00 | 261.37 | 45 | 30 | 66.67 | 235.71 | 23.33 | 25.66 |
| 10 | 1105004 | New Seelampur, No.1-SBV | 316 | 254 | 80.38 | 234.98 | 193 | 109 | 56.48 | 218.35 | 23.90 | 16.64 |
| 11 | 1925246 | Masjid Moth-G(Co-ed)SSS | 41 | 39 | 95.12 | 248.61 | 59 | 42 | 71.19 | 224.25 | 23.93 | 24.36 |
| 12 | 1309006 | Shalimar Bagh, Block BL-GBSSS | 222 | 216 | 97.30 | 244.38 | 142 | 104 | 73.24 | 211.90 | 24.06 | 32.48 |
| 13 | 1821034 | Kangan Heri-G(Co-ed)SSS | 42 | 41 | 97.62 | 255.69 | 49 | 36 | 73.47 | 236.35 | 24.15 | 19.34 |
| 14 | 1822064 | Khaira-GBSSS | 35 | 35 | 100.00 | 305.20 | 51 | 38 | 74.51 | 272.86 | 25.49 | 32.34 |
| 15 | 1925341 | Harkesh Nagar GGSSS | 57 | 57 | 100.00 | 256.25 | 43 | 32 | 74.42 | 247.63 | 25.58 | 8.62 |
| 16 | 1106006 | Shahdara, Mansarovar Park, No.1-GBSSS | 552 | 375 | 67.94 | 233.89 | 619 | 259 | 41.84 | 207.81 | 26.10 | 26.08 |
| 17 | 1104026 | Dayalpur-GGSSS | 639 | 557 | 87.17 | 256.85 | 758 | 462 | 60.95 | 219.75 | 26.22 | 37.09 |
| 18 | 1002014 | New Kondli-GBSSS | 297 | 240 | 80.81 | 250.74 | 280 | 152 | 54.29 | 231.20 | 26.52 | 19.54 |
| 19 | 1309001 | C.C. Colony-SBV | 114 | 113 | 99.12 | 297.64 | 82 | 59 | 71.95 | 256.38 | 27.17 | 41.26 |

SCHOOLS WHOSE PP HAS Increased BY \geq 20% OVER THE LAST YEAR Class XII

| S. No. | Sch ID | Sch Name | 2012 | | | | 2011 | | | | DIFF PP | DIFF QI |
|--------|---------|------------------------------------------|------|------|--------|--------|------|------|-------|--------|---------|---------|
| | | | APP | PASS | PP | QI | APP | PASS | PP | QI | | |
| 20 | 1411007 | Pitampura, Block GP- Sarvodaya Co-ed SSS | 124 | 112 | 90.32 | 261.88 | 130 | 82 | 63.08 | 244.58 | 27.24 | 17.29 |
| 21 | 1411010 | Keshavpuram, No.2-GBSSS | 97 | 94 | 96.91 | 270.93 | 89 | 62 | 69.66 | 232.06 | 27.25 | 38.87 |
| 22 | 1104003 | Yamuna Vihar, Block B, No.2-SBV | 391 | 266 | 68.03 | 213.22 | 257 | 104 | 40.47 | 183.74 | 27.56 | 29.47 |
| 23 | 1617033 | Ambika Vihar-GGSSS | 147 | 136 | 92.52 | 268.22 | 140 | 90 | 64.29 | 253.96 | 28.23 | 14.26 |
| 24 | 1002184 | Gazipur-SKV | 61 | 57 | 93.44 | 264.84 | 180 | 117 | 65 | 232.84 | 28.44 | 31.99 |
| 25 | 1309253 | Jahangirpuri, Block A-GBSSS | 213 | 201 | 94.37 | 236.63 | 170 | 112 | 65.88 | 202.40 | 28.49 | 34.23 |
| 26 | 1003034 | Gandhi Nagar, No.2-GGSSS | 35 | 35 | 100.00 | 296.46 | 41 | 29 | 70.73 | 250.39 | 29.27 | 46.07 |
| 27 | 1105008 | Jafrabad-GBSSS | 98 | 94 | 95.92 | 268.28 | 109 | 72 | 66.06 | 233.28 | 29.86 | 34.99 |
| 28 | 1309259 | Jahangirpuri, Block K-GBSSS | 361 | 338 | 93.63 | 245.08 | 233 | 148 | 63.52 | 216.91 | 30.11 | 28.17 |
| 29 | 1104015 | Khajoori Khas-GBSSS | 82 | 73 | 89.02 | 279.78 | 257 | 151 | 58.75 | 241.46 | 30.27 | 38.32 |
| 30 | 1309009 | Dhakka-GBSSS | 240 | 206 | 85.83 | 232.68 | 246 | 135 | 54.88 | 214.38 | 30.95 | 18.30 |
| 31 | 1822006 | Daulat Pur-SV | 32 | 32 | 100.00 | 252.22 | 43 | 28 | 65.12 | 239.72 | 34.88 | 12.50 |
| 32 | 2128018 | Aram Bagh Lane-SKV | 69 | 63 | 91.30 | 253.58 | 63 | 34 | 53.97 | 209.25 | 37.33 | 44.33 |
| 33 | 1309255 | Jahangirpuri, Block D-GBSSS | 249 | 225 | 90.36 | 231.08 | 149 | 77 | 51.68 | 192.47 | 38.68 | 38.61 |
| 34 | 1411017 | Pitampura, Block SU-GBSSS | 134 | 132 | 98.51 | 304.84 | 149 | 89 | 59.73 | 261.43 | 38.78 | 43.41 |
| 35 | 1310420 | Siraspur-GBSSS | 72 | 62 | 86.11 | 216.75 | 14 | 6 | 42.86 | 199.64 | 43.25 | 17.11 |
| 36 | 1104335 | Sonia Vihar-GGSSS | 301 | 243 | 80.73 | 240.31 | 230 | 78 | 33.91 | 208.82 | 46.82 | 31.49 |
| 37 | 1923011 | Dr. Ambedkar Nagar, Sec V-SAP GBSSS | 173 | 157 | 90.75 | 224.65 | 130 | 53 | 40.77 | 223.02 | 49.98 | 1.62 |
| 38 | 1309012 | Rana Partap Bagh-SBV | 35 | 34 | 97.14 | 235.80 | 40 | 16 | 40 | 218.80 | 57.14 | 17.00 |

SCHOOLS WHOSE PP HAS DECREASED BY \leq 20% OVER THE LAST YEAR

| S. No. | School ID | School Name | 2012 | | | | 2011 | | | | DIFF APP | DIFF QI |
|--------|-----------|--------------------------------------------|------|------|-------|--------|------|------|-------|--------|----------|---------|
| | | | APP | PASS | PP | QI | APP | PASS | PP | QI | | |
| 1 | 1822012 | Kair-GBSSS | 32 | 11 | 34.38 | 241.91 | 33 | 30 | 90.91 | 319.58 | -56.54 | -77.67 |
| 2 | 1617026 | Nilothi-SKV | 89 | 33 | 37.08 | 198.75 | 114 | 101 | 88.6 | 256.03 | -51.52 | -57.27 |
| 3 | 1105002 | Gautam Puri-SBV | 206 | 77 | 37.38 | 207.45 | 136 | 120 | 88.24 | 252.66 | -50.86 | -45.21 |
| 4 | 1617037 | Nangloi, J.J. Colony-GBSSS | 298 | 155 | 52.01 | 218.82 | 143 | 140 | 97.9 | 267.48 | -45.89 | -48.66 |
| 5 | 1924001 | Srinivaspuri-SBV (Govind Ballabh Pant) | 266 | 135 | 50.75 | 222.73 | 289 | 265 | 91.7 | 239.12 | -40.95 | -16.39 |
| 6 | 2128002 | Jhandewalan, Plot 6-SBV (Asharfi Devi) | 81 | 29 | 35.80 | 178.67 | 75 | 57 | 76 | 214.91 | -40.20 | -36.24 |
| 7 | 1106021 | Seemapuri-SKV (Vishwamitra) | 256 | 120 | 46.88 | 235.80 | 229 | 193 | 84.28 | 259.27 | -37.41 | -23.47 |
| 8 | 1001196 | Vishwas Nagar-SKV | 33 | 13 | 39.39 | 224.42 | 42 | 32 | 76.19 | 251.83 | -36.80 | -27.41 |
| 9 | 1411019 | Bharat Nagar-GBSSS | 170 | 62 | 36.47 | 194.99 | 105 | 76 | 72.38 | 212.30 | -35.91 | -17.31 |
| 10 | 1923021 | Hauz Rani-GBSSS | 40 | 15 | 37.50 | 174.80 | 45 | 32 | 71.11 | 220.44 | -33.61 | -45.64 |
| 11 | 1412248 | Pooth Kalan, Rohini Extn., Sector 20-GBSSS | 106 | 54 | 50.94 | 205.06 | 145 | 118 | 81.38 | 210.88 | -30.44 | -5.82 |

SCHOOLS WHOSE PP HAS DECREASED BY ≤ 20% OVER THE LAST YEAR

| S. No. | School ID | School Name | 2012 | | | | 2011 | | | | DIFF APP | DIFF QI |
|--------|-----------|-------------------------------------------------|------|------|-------|--------|------|------|-------|--------|----------|---------|
| | | | APP | PASS | PP | QI | APP | PASS | PP | QI | | |
| 12 | 1925052 | Joga Bai-GBSSS | 63 | 36 | 57.14 | 219.97 | 54 | 47 | 87.04 | 254.39 | -29.90 | -34.42 |
| 13 | 1002002 | Patparganj-SBV (Genda Lal Dixit) | 174 | 100 | 57.47 | 213.25 | 131 | 114 | 87.02 | 253.17 | -29.55 | -39.91 |
| 14 | 1822247 | Deendar Pur -Boys Senior Secondary School | 47 | 22 | 46.81 | 205.45 | 32 | 24 | 75 | 242.91 | -28.19 | -37.46 |
| 15 | 1618059 | Bindapur-GBSSS | 70 | 46 | 65.71 | 211.24 | 111 | 103 | 92.79 | 257.41 | -27.08 | -46.17 |
| 16 | 1002195 | Shakarpur, School Block-SBV | 63 | 43 | 68.25 | 220.46 | 36 | 34 | 94.44 | 248.39 | -26.19 | -27.93 |
| 17 | 1617017 | Nangloi, Sultanpuri Road-GBSSS | 274 | 184 | 67.15 | 216.33 | 146 | 135 | 92.47 | 249.99 | -25.32 | -33.67 |
| 18 | 1309026 | Model Town, No.1- SKV | 375 | 238 | 63.47 | 240.95 | 275 | 244 | 88.73 | 277.99 | -25.26 | -37.04 |
| 19 | 1923081 | Chattarpur, Acharya Tulsi SBV | 177 | 132 | 74.58 | 236.44 | 150 | 149 | 99.33 | 277.97 | -24.75 | -41.53 |
| 20 | 1412011 | Mangolpuri, Block R-SBV | 395 | 308 | 77.98 | 247.29 | 201 | 200 | 99.5 | 268.65 | -21.53 | -21.36 |
| 21 | 1106009 | Seemapuri-GBSSS | 465 | 180 | 38.71 | 199.30 | 367 | 220 | 59.95 | 210.73 | -21.24 | -11.42 |
| 22 | 1822007 | Shikar Pur-SV | 28 | 18 | 64.29 | 248.71 | 40 | 34 | 85 | 276.15 | -20.71 | -27.44 |

Subject Toppers

Names of the students who have obtained 100 marks in Mathematics

| Sl. No. | Name of Student | Marks | Name of School | School ID |
|---------|---------------------|-------|-------------------------------|-----------|
| 1 | Akash Arora | 100 | Gandhi Nagar RPVV | 1003261 |
| 2 | Abhishek Km. Mishra | 100 | Gandhi Nagar RPVV | 1003261 |
| 3 | Lalit Panwar | 100 | Gandhi Nagar RPVV | 1003261 |
| 4 | Jyoti Samant | 100 | Surajmal Vihar-RPVV | 1001104 |
| 5 | Zoya Hassan | 100 | Yamuna Vihar, Block B-RPVV | 1104149 |
| 6 | Tanveer Alam | 100 | Yamuna Vihar, Block B-RPVV | 1104149 |
| 7 | Abhishek | 100 | Nand Nagari -RPVV | 1106252 |
| 8 | Abhishek Vashishtha | 100 | Nand Nagari -RPVV | 1106252 |
| 9 | Hari Om Kori | 100 | Raj Niwas Marg-RPVV | 1207108 |
| 10 | Sunaina Singh | 100 | Raj Niwas Marg-RPVV | 1207108 |
| 11 | Aditya Mittal | 100 | Raj Niwas Marg-RPVV | 1207108 |
| 12 | Nishant Panwar | 100 | Civil Lines RPVV | 1207113 |
| 13 | Parul Sharma | 100 | Shakti Nagar No.1 SKV | 1207037 |
| 14 | Pritabha | 100 | Narela RPVV | 1310409 |
| 15 | Ashish Jain | 100 | Rohini Sec-2, GCoed.SSS | 1413006 |
| 16 | Nitin Pandey | 100 | SCoed.Vidyalaya Sec-8, Rohini | 1413027 |
| 17 | Paras Thakkar | 100 | SCSD SV Sec-9, Rohini | 1413010 |

Names of the students who have obtained 100 marks in Mathematics

| Sl. No. | Student Name | Marks | School Name | School ID |
|---------|-------------------|-------|------------------------------|-----------|
| 18 | Muskan Singhal | 100 | SCSD SV Sec-9, Rohini | 1413010 |
| 19 | Gaurav Goyal | 100 | RPVV Sec-11, Rohini | 1413076 |
| 20 | Kamini Gupta | 100 | RPVV Sec-11, Rohini | 1413076 |
| 21 | Kumari Shambhavi | 100 | SKV No.1, SKV, Keshav Puram | 1411028 |
| 22 | Bharat Negi | 100 | RPVV Shalimar Bagh | 1309124 |
| 23 | Sonali | 100 | RPVV Shalimar Bagh | 1309124 |
| 24 | Tanuj Wadhwa | 100 | RPVV Shalimar Bagh | 1309124 |
| 25 | Bhanu Gupta | 100 | SKV Ph-I, Blk-H Ashok Vihar | 1411026 |
| 26 | Sahib Singh | 100 | SBV Ramesh Nagar | 1516002 |
| 27 | Somesh Maggo | 100 | RPVV Hari Nagar | 1514023 |
| 28 | Shivani Verma | 100 | RPVV Hari Nagar | 1514023 |
| 29 | Braham Parkash | 100 | GBSSS No.1 Blk-C, Janakpuri | 1618006 |
| 30 | Naveen Kumar | 100 | GSV SBV No.1, Sarojini Nagar | 1719002 |
| 31 | Ashish Rai | 100 | RPVV Lodhi Road | 1924038 |
| 32 | Shubhankar Mondal | 100 | GBSSS No.2 Kalka Ji | 1925011 |
| 33 | Rahul Kumar Mehta | 100 | RPVV Karol Bagh | 2128031 |
| 34 | Sumit Kumar | 100 | RPVV Karol Bagh | 2128031 |

Subject Toppers of Delhi Govt. Schools Class -XII CBSE 2012

| S. No. | Subject | Name of Student | Marks | School | School ID |
|---------------|-----------------------|------------------------|--------------|------------------------------|------------------|
| 1 | Accountancy | Kamini Gupta | 99 | RPVV Sec-11 Rohini | 1411076 |
| 2 | Accountancy | Sonali Goel | 99 | RPVV Shalimar Bagh | 1309124 |
| 3 | Accountancy | Viplove Jain | 99 | RPVV Sec-10 Dwarka | 1821137 |
| 4 | Business Studies | Preety Shokeen | 100 | SKV B-3 Paschim Vihar | 1617011 |
| 5 | Biology | Shalini Yadav | 97 | SKV No.1 Shakti Nagar | 1207037 |
| 6 | Biology | Pooja Nagpal | 97 | RPVV Paschim Vihar | 1617009 |
| 7 | Chemistry | Ankush Sharma | 97 | SBV Surajmal Vihar | 1001006 |
| 8 | Chemistry | Kamna Nanda | 97 | SKV No.1 Shakti Nagar | 1207037 |
| 9 | Chemistry | Abhishek Kumar Pandey | 97 | RPVV Sec-10, Dwarka | 1821137 |
| 10 | Computer Science | Manish Kumar | 99 | RPVV Civil Lines | 1207113 |
| 11 | Economics | Jyoti Samant | 99 | RPVV Surajmal Vihar | 1001104 |
| 12 | Economics | Maansi Goel | 99 | GGSSS No.1 Roop Nagar | 1207039 |
| 13 | Economics | Sumit Kumar Arora | 99 | GBSSS A-Blk Jahangir Puri | 1309253 |
| 14 | Economics | Tanuj Wadhwa | 99 | RPVV Shalimar Bagh | 1309124 |
| 15 | Economics | Ankush Sharma | 99 | SKV Ph-I, Blk-H, Ashok Vihar | 1411026 |
| 16 | Economics | Pravesh | 99 | SV Shardha Niketan | 1411124 |
| 17 | Geography | Rohit | 97 | SBV C C Colony | 1309001 |
| 18 | History | Nikita Tyagi | 99 | RPVV Nand Nagri | 1106252 |
| 19 | Informatics Practices | Anuradha Prasad | 95 | SKV khajoori Khas | 1104022 |

Subject Toppers of Delhi Govt. Schools Class -XII CBSE 2012

| S. No. | Subject | Name of Student | Marks | School | School ID |
|--------|------------------|-----------------|-------|----------------------------|-----------|
| 20 | Physics | Abhishek | 98 | RPVV Nand Nagri | 1106252 |
| 21 | Physics | Pragya Jha | 98 | RPVV Hari Nagar | 1514023 |
| 22 | English Elective | Soni Kumari | 61 | Narela No. 1 SKV | 1310036 |
| 23 | Hindi Elective | Navjeet Kaur | 97 | Punjabi Bagh No. 2 SKV | 1515023 |
| 24 | Hindi Elective | Bhavya Kumari | 97 | GGSSS No. 2 Uttam Nagar | 1618021 |
| 25 | English Core | Shivani | 97 | RPVV Block BE Hari Nagar, | 1514023 |
| 26 | English Core | Lokesh Sharma | 97 | Palam Village, No. 1 GBSSS | 1821004 |
| 27 | English Core | Kiran Sharma | 97 | RPVV Hari Nagar | 1514023 |
| 28 | Hindi Core | Namita | 85 | SKV Chirag Delhi | 1923037 |
| 29 | Sanskrit Core | Ishendra | 94 | GBSSS New Friends Colony | 1925005 |
| 30 | Urdu Core | Salim Ahmed | 98 | SBV Radhey Shyam Park | 1003152 |
| 31 | Urdu Elective | Nargis | 97 | SKV Bulbuli Khana | 2127021 |
| 32 | Urdu Elective | Mehjabeen | 97 | SKV Bulbuli Khana | 2127021 |
| 33 | Urdu Elective | Arshi Hasan | 97 | SKV No.2 Jama Madjid | 2127017 |
| 34 | Punjabi | Manpreet Kaur | 92 | GGSSS No.1 Tagore Garden | 1515026 |

Subject Wise PP and QI and Rank on the Basis of QI CBSE Class XII Result 2012

| Sub Code | Sub Name | App | Pass | PP | QI | Rank |
|----------|-----------------------|-------|-------|-------|-------|------|
| 64 | Home Science | 36881 | 36307 | 98.44 | 64.81 | 1 |
| 104 | Punjabi | 331 | 331 | 100 | 62.51 | 2 |
| 43 | Chemistry | 8188 | 7594 | 92.75 | 61.68 | 3 |
| 303 | Urdu Core | 199 | 199 | 100 | 61.26 | 4 |
| 83 | Computer Science | 1686 | 1551 | 91.99 | 60.65 | 5 |
| 48 | Physical Education | 87952 | 84210 | 95.75 | 59.72 | 6 |
| 44 | Biology | 5119 | 8563 | 89.14 | 59.62 | 7 |
| 29 | Geography | 21915 | 20668 | 94.31 | 58.43 | 8 |
| 42 | Physics | 8188 | 7309 | 89.26 | 56.38 | 9 |
| 55 | Account | 25045 | 23216 | 92.7 | 56.12 | 10 |
| 39 | Sociology | 7380 | 7038 | 95.37 | 55.91 | 11 |
| 2 | Hindi Elective | 88581 | 87002 | 98.22 | 54.77 | 12 |
| 65 | Informatics Practices | 2770 | 2319 | 83.72 | 54.64 | 13 |
| 3 | Urdu Elective | 984 | 937 | 95.22 | 53.54 | 14 |
| 41 | Maths | 29264 | 25846 | 88.32 | 51.68 | 15 |
| 28 | Political Science | 80831 | 76148 | 94.21 | 50.44 | 16 |
| 67 | Multimedia & Web T | 88 | 54 | 61.36 | 48.09 | 17 |
| 27 | History | 61511 | 59200 | 96.24 | 47.67 | 18 |
| 54 | Business Studies | 25881 | 22441 | 86.71 | 47.18 | 19 |
| 322 | Sanskrit Core | 20857 | 20310 | 97.38 | 45.91 | 20 |
| 301 | English Core | 99469 | 87165 | 87.63 | 45.27 | 21 |
| 302 | Hindi Core | 356 | 335 | 94.1 | 44.84 | 22 |
| 22 | Sanskrit Elective | 1718 | 1569 | 91.33 | 43.78 | 23 |
| 30 | Economics | 70428 | 51560 | 73.21 | 37.66 | 24 |
| 1 | English Elective | 1261 | 361 | 28.63 | 22.43 | 25 |

Top Schools of Delhi Region on the basis of QI Class XII, 2012

| Category | Name of School | QI | Overall Position |
|------------|-----------------------------|--------|------------------|
| Government | RPVV Sector- 10 Dwarka | 419.25 | 13 |
| Public | Vasant Valley, Vasant Kunj | 432.23 | 1 |
| Aided | Queen Marys GSSS Tis Hazari | 382.02 | 92 |

Top Students of Delhi Region on the basis of Pass % Class XII, 2012

| Category | Name of Student | Name of School | Marks Obtained | Pass % | Stream |
|-------------------|------------------------|---------------------------------|-----------------------|---------------|---------------|
| Government | Pragya Jha | RPVV Hari Nagar | 480 / 500 | 96.0 | Science |
| | Sonali Goel | RPVV BT Block Shalimar Bagh | 484 / 500 | 96.8 | Commerce |
| | Lalit Sanwal | GBSSS A-Block Janakpuri | 467 / 500 | 93.4 | Arts |
| | Chanda | GGSSS Ghonda | 458 / 500 | 91.6 | Vocational |
| Public | Kshitij Jain | DPS Sec-12 R.K. Puram | 490 / 500 | 98 | Science |
| | Himanshi Khatri | S T Michael School 3 Pusa Road | 489 / 500 | 97.8 | Commerce |
| | Ria Sharma | Spring Dales Pusa Road | 488 / 500 | 97.6 | Arts |
| | Vibhu Chawla | Cambridge Sri Niwas Puri | 482 / 500 | 96.4 | Vocational |
| Aided | Manu Kumar Sharma | SSLT Gujarat SSS Raj Niwas Marg | 480 / 500 | 96 | Science |
| | Bharti Arora | Air Force SSS Race Course | 486 / 500 | 97.2 | Commerce |
| | Meena Chauhan | SSLT Gujarat SSS Raj Niwas Marg | 466 / 500 | 93.2 | Arts |
| | Sarita | GBSD SSS Link Road Karol Bagh | 418 / 500 | 83.6 | Vocational |

Thanks