

DIRECTORATE OF EDUCATION

**ANALYSIS OF
CBSE RESULT 2013**

**Class – XII
PERFORMANCE**

CBSE Class-XII (All Delhi)

2012 and 2013 A Quick look

Year	Govt.	Public	Aided	Delhi KVS
2013	88.65	91.83	85.17	97.56
2012	87.72	90.00	79.87	95.53
Diff.	+0.93	+1.83	+5.30	+1.93

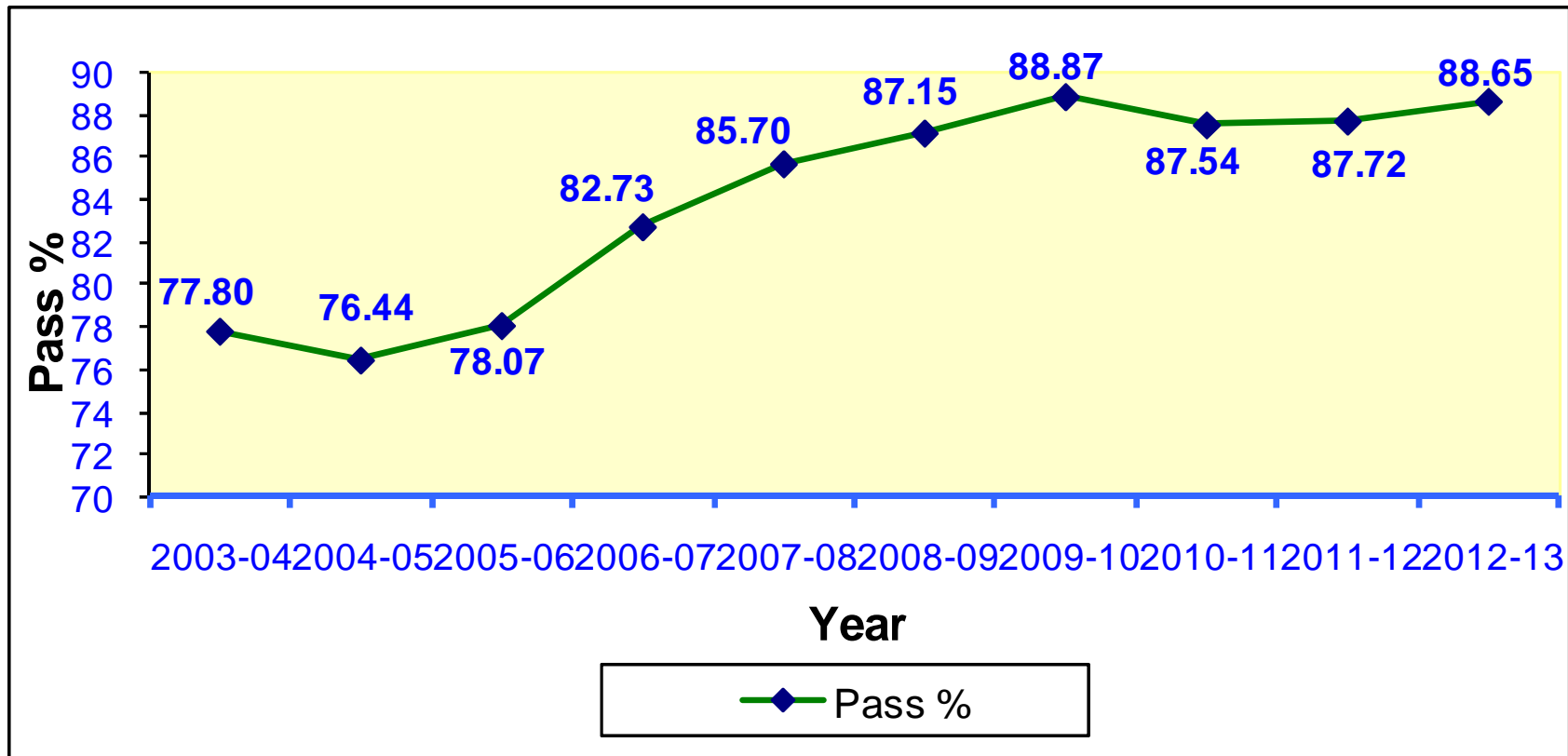
CBSE Class-XII (All Delhi)

Year	Govt.	Public	Aided	Delhi KVS
2013	88.65	91.83	85.17	97.56
2012	87.72	90.00	79.87	95.53
2011	87.54	89.06	80.34	95.66
2010	88.87	86.38	75.90	92.09
2009	87.15	86.42	75.70	89.94

CBSE CLASS – XII RESULT FOR THE LAST TEN YEARS

Year	No. of Students appeared	Pass %
2003-04	54341	77.80
2004-05	57616	76.44
2005-06	60570	78.07
2006-07	68915	82.73
2007-08	72205	85.70
2008-09	87176	87.15
2009-10	97402	88.87
2010-11	112189	87.54
2011-12	121345	87.72
2012-13	139003	88.65

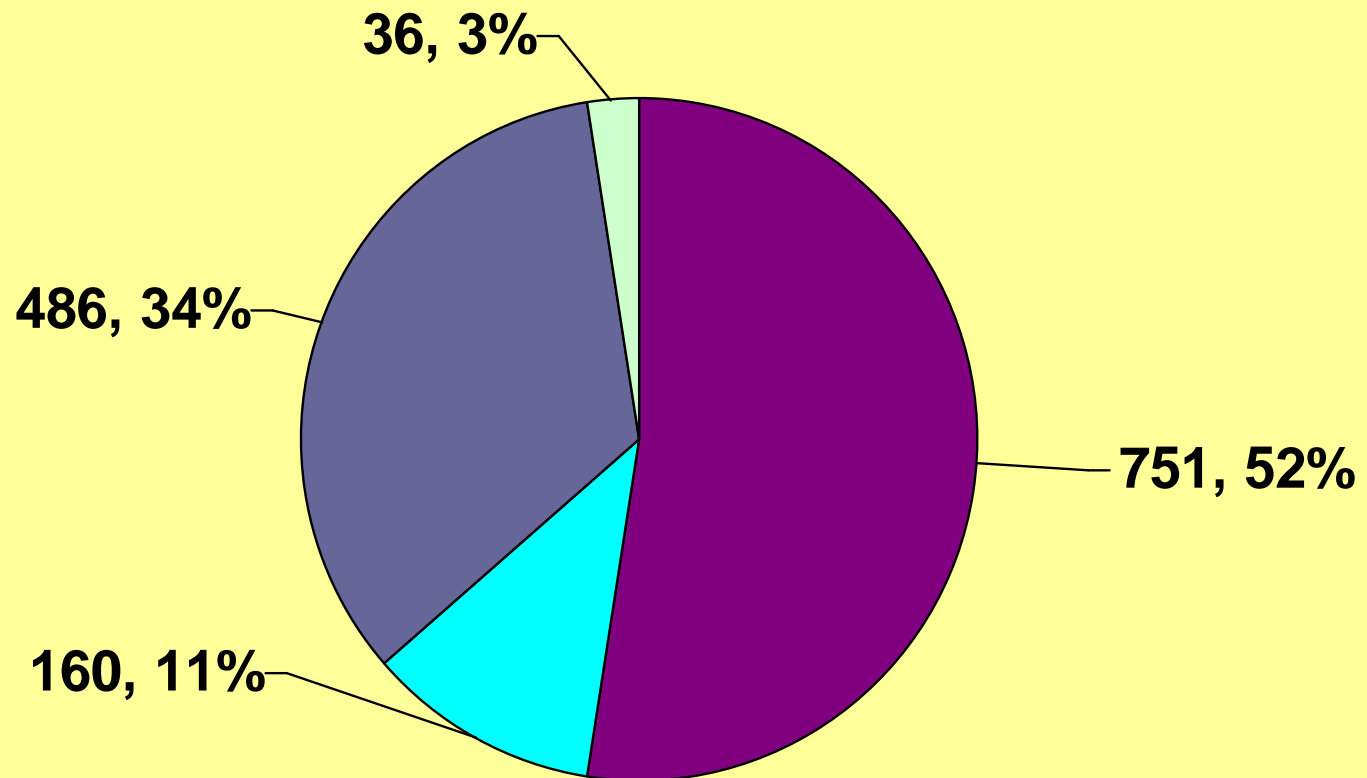
Graphical View of CBSE Class XII Result for the last 10 years



Category wise number of schools appeared Class-XII CBSE 2013

Government	751
Govt. Aided	160
KVS	36
Private	486
JNV	2
Foreign Schools	107

Number of Schools Appeared for CBSE 2013 CLASS-XII



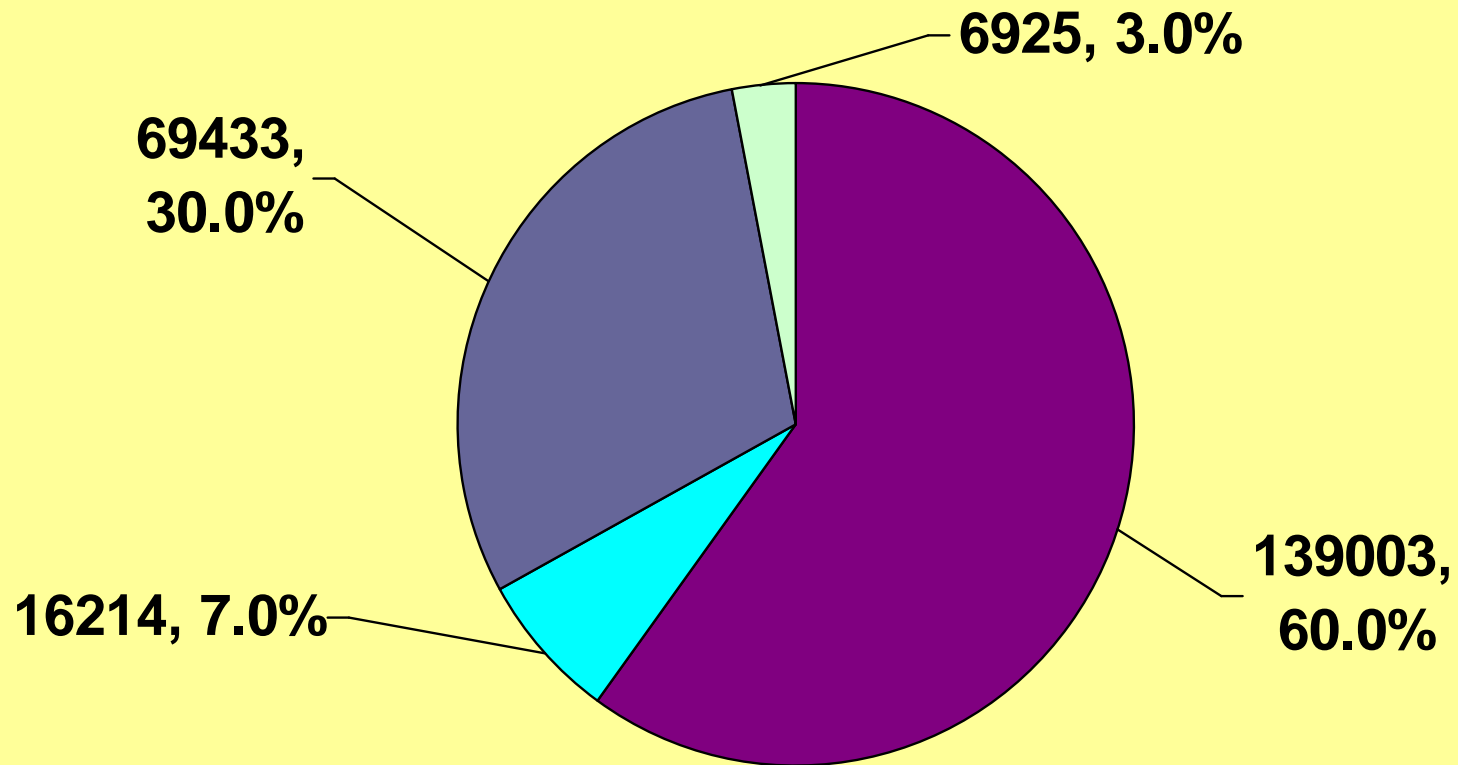
■ Government

■ Govt. Aided

■ Private

■ KVS

60% Students Appeared from Delhi Govt. Schools



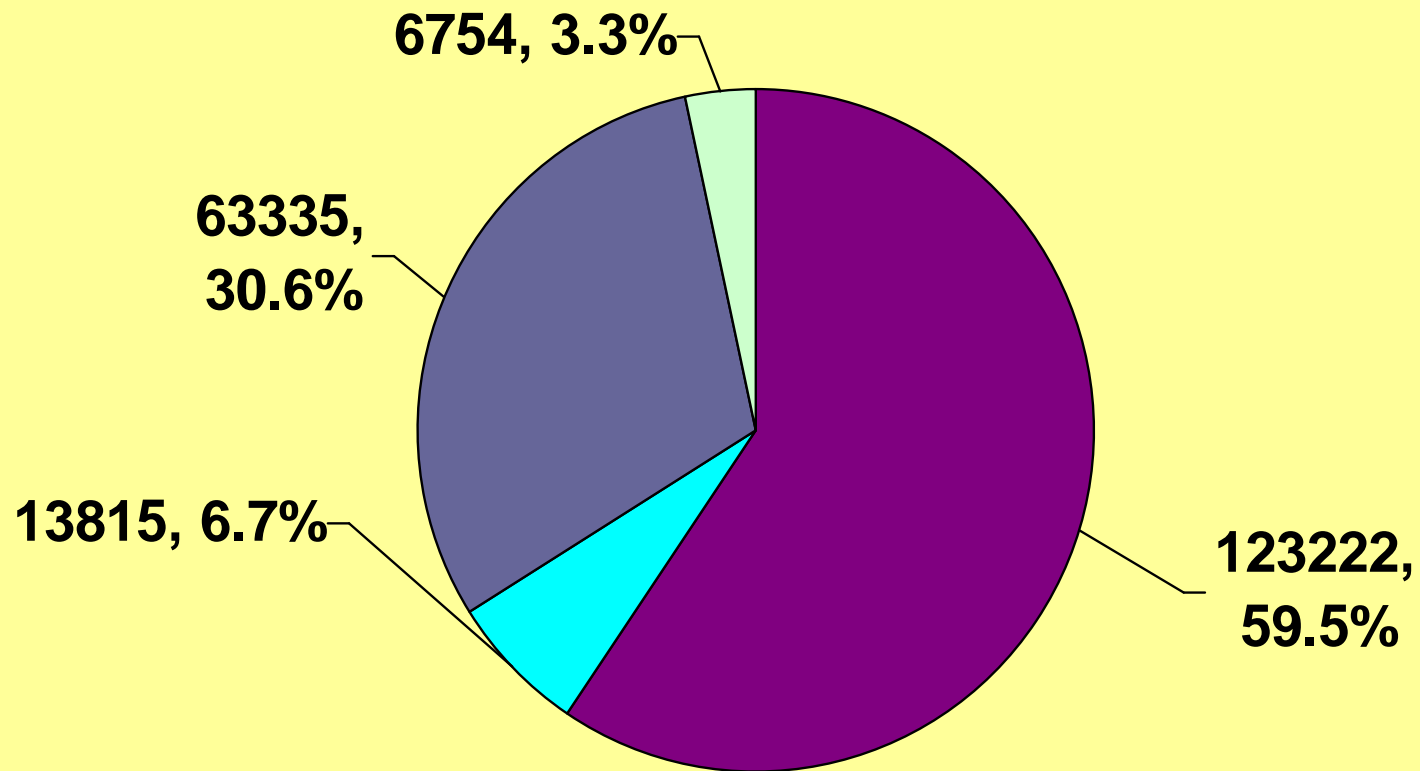
■ Government

■ Govt. Aided

■ Private

■ KVS

59.5% Students Passed from Delhi Govt. Schools



■ Government

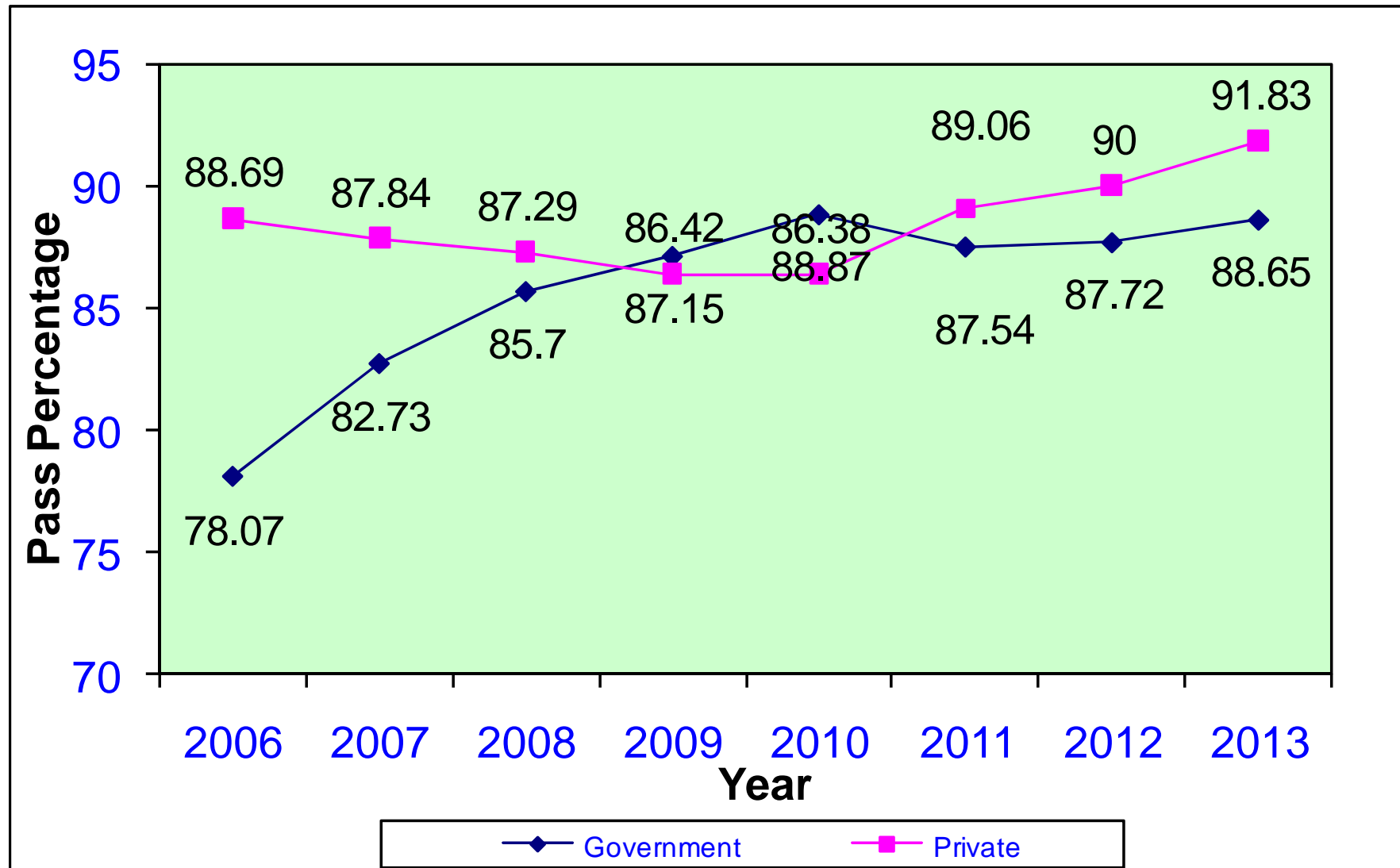
■ Govt. Aided

■ Private

■ KVS

CBSE 2013 Class –XII

Performance Indicator (Government and Private)



CBSE CLASS – XII RESULT 2013

**Pass Percentage
88.65**

**Appeared candidates increased by
17,658**

Difference between Govt. & Public Schools Class XII 2013

Year	Government	Private	Difference
2007	82.73	87.84	-5.11
2008	85.70	87.29	-1.59
2009	87.15	86.42	+0.73
2010	88.87	86.38	+2.49
2011	87.54	89.06	-1.51
2012	87.72	90.06	-2.28
2013	88.65	91.83	-3.18

CLASS – XII 2013

Number of Schools with Pass Percentage

Year	100%	$\geq 90\%$
2013	108	522
2012	78	430
2011	70	398
2010	63	400
2009	50	355
2008	70	343

CBSE CLASS – XII RESULT 2013

69.46% (522) schools have attained 90% or above Pass Percentage.

85.86% (644) schools have attained more than 80% Pass Percentage.

School Gender wise Pass Percentage Class XII 2013

Gender	APP	Pass	PP	QI
Boys	53809	44293	82.32	247.17
Girls	67856	62764	93.23	281.18
Co.Ed.	17338	16165	92.50	279.84
Total	139003	123222	88.65	267.36

Shift wise Pass Percentage Class XII 2013

Shift	APP	Pass	PP	QI
Morning	97951	90169	92.06	277.72
Evening	41052	33053	80.51	242.64
Total	139003	123222	88.65	267.36

School Category wise Pass Percentage Class XII 2013

Gender	APP	Pass	PP	QI
RPVV	1904	1886	99.05	366.34
Sarvodaya	69183	63072	91.17	274.80
Non-Sarvodaya	67916	58264	85.79	257.01
Total	139003	123222	88.65	267.36

Stream Wise Pass Percentage Class XII 2013

Stream	APP	Pass	PP	QI
Arts	97595	85849	87.96	258.91
Commerce	24449	21856	89.39	272.55
Science	9398	8685	92.41	311.22
Vocational	7561	6832	90.36	305.15
Total	139003	123222	88.65	267.36

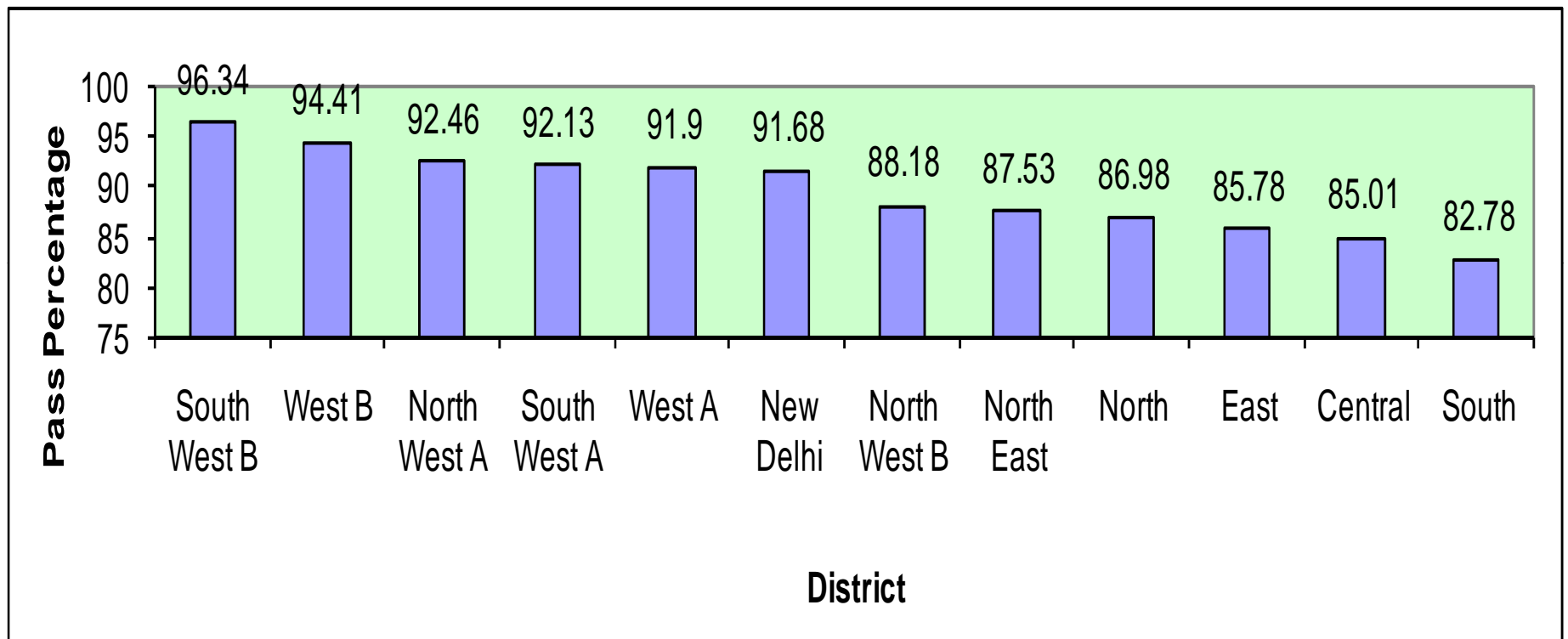
Stream wise Pass Percentage Comparison Class XII 2013

Stream	PP13	PP12	PP11	PP10	PP 09	PP 08
Science	92.41	89.62	86.52	83.84	85.08	82.12
Arts	87.96	87.78	88.17	90.30	87.78	86.23
Commerce	89.39	86.49	85.00	86.78	86.33	85.54
Vocational	90.36	89.00	91.47	89.86	87.14	86.53

District wise Pass Percentage Class XII CBSE 2013

District	App	Pass	PP	QI
South West B	8258	7956	96.34	291.64
West B	13214	12475	94.41	281.25
North West A	14927	13801	92.46	272.60
South West A	4652	4286	92.13	282.19
West A	6617	6081	91.90	286.27
New Delhi	577	529	91.68	273.13
North West B	17559	15483	88.18	265.23
North East	26129	22872	87.53	259.83
North	6749	5870	86.98	269.96
East	14787	12684	85.78	265.40
Central	2181	1854	85.01	257.73
South	23353	19331	82.78	250.54
Total	139003	123222	88.65	267.36

Graphical view of District wise PP CBSE 2013 Class-XII



District Wise CBSE 2013 - Comparison with 2012 Class XII

	2013				2012				Difference	
District	App	Pass	PP	QI	App	Pass	PP	QI	PP	QI
East	14787	12684	85.78	265.40	13983	12194	87.20	265.40	-1.42	0
North East	26129	22872	87.53	259.83	22765	18624	81.80	254.21	+5.73	+5.62
North	6749	5870	86.98	269.96	5638	5065	89.83	274.47	-2.85	-4.51
North West A	14927	13801	92.46	272.60	13055	12167	93.19	271.38	-0.73	+1.22
North West B	17559	15483	88.18	265.23	15380	13146	85.47	258.46	+2.71	+6.77
West A	6617	6081	91.90	286.27	6264	5524	88.18	277.31	+3.72	+8.96
West B	13214	12475	94.41	281.25	10734	9627	89.68	272.04	+4.73	+9.21
South West A	4652	4286	92.13	282.19	4153	3919	94.36	276.00	-2.23	+6.19
South West B	8258	7956	96.34	291.64	7751	7322	94.46	285.11	+1.88	+6.53
South	23353	19331	82.98	250.54	19151	16850	87.98	257.00	-5.0	-5
New Delhi	577	529	91.68	273.13	548	460	83.94	265.14	+7.74	+7.74
Central	2181	1854	85.01	257.73	1923	1543	80.24	250.68	+4.77	+7.05
Total	139003	123222	88.65	267.36	121345	106441	87.72	264.75	+0.93	+2.61

District wise Ranking on the basis of PP Class XII 2013

District	2013	2012	2011	2010	2009
South West-B	1	1	1	2	4
West-B	2	5	2	1	1
North West-A	3	3	5	5	2
South West-A	4	2	3	11	11
West-A	5	6	8	9	6
New Delhi	6	10	6	3	8
North West-B	7	9	9	7	5
North East	8	11	12	12	12
North	9	4	4	4	3
East	10	8	10	6	10
Central	11	12	11	8	9
South	12	7	7	10	7

CBSE CLASS-XII RESULT 2013

Difference between Top and Bottom Districts Pass Percentage

2013	2012	2011	2010	2009	2008
13.57	14.23	12.92	8.70	8.67	18.75

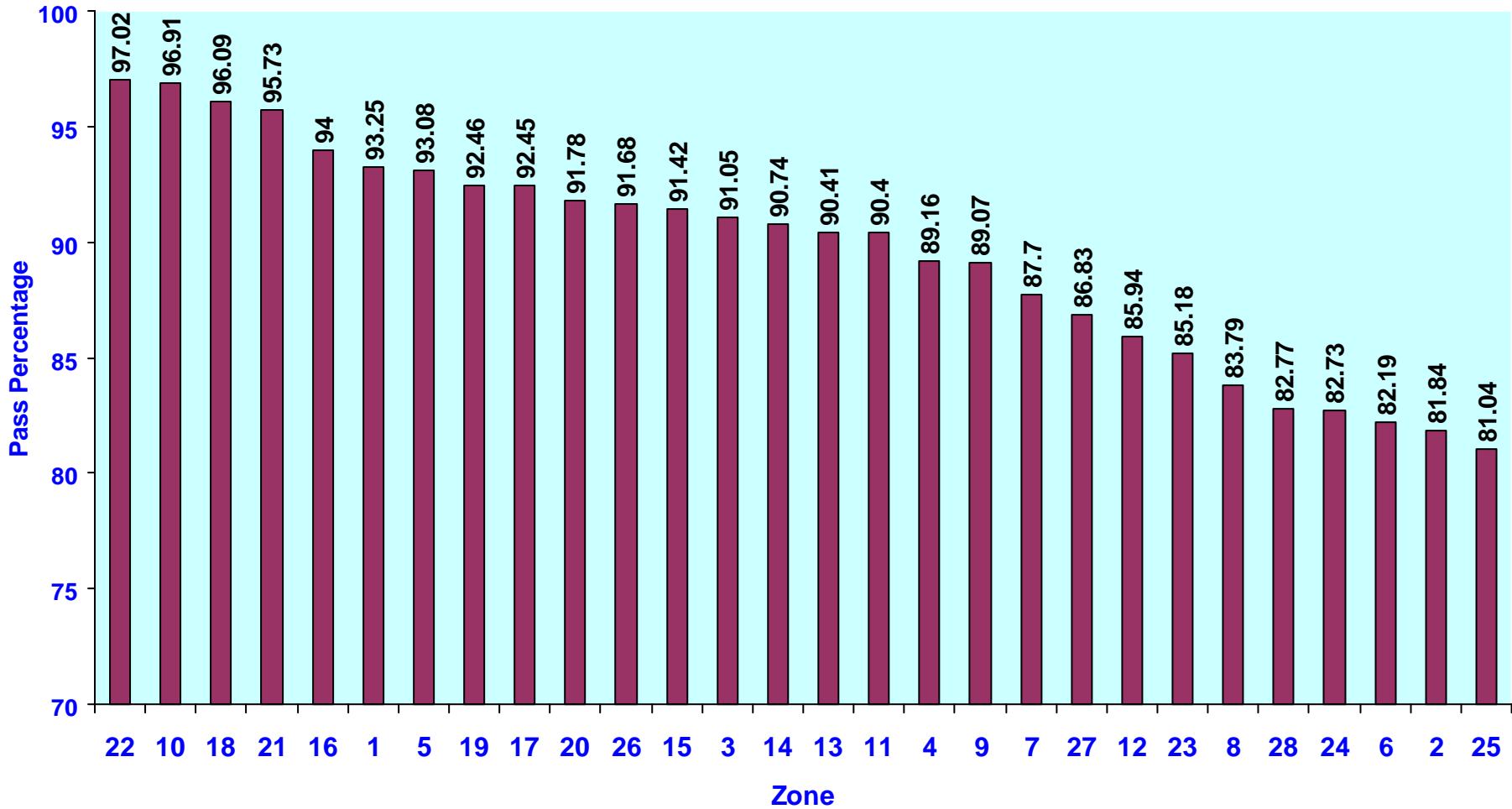
Zone wise CBSE Class XII 2013

Zone No.	App	Pass	PP	QI
Zone 1	2695	2513	93.25	281.50
Zone 2	9110	7456	81.84	254.39
Zone 3	2982	2715	91.05	284.48
Zone 4	11822	10541	89.16	262.93
Zone 5	5248	4885	93.08	270.10
Zone 6	9059	7446	82.19	249.82
Zone 7	5503	4826	87.70	272.52
Zone 8	1246	1044	83.79	258.66
Zone 9	8481	7554	89.07	258.18
Zone 10	6446	6247	96.91	291.57
Zone 11	4106	3712	90.40	273.54
Zone 12	8763	7531	85.94	254.01
Zone 13	4690	4240	90.41	278.93
Zone 14	2537	2302	90.74	288.70

Zone Wise CBSE Class XII 2013

Zone No.	App	Pass	PP	QI
Zone 15	2179	1992	91.42	280.25
Zone 16	1901	1787	94.00	289.92
Zone 17	6102	5641	92.45	278.50
Zone 18	7112	6834	96.09	283.60
Zone 19	2413	2231	92.46	279.15
Zone 20	2239	2055	91.78	285.47
Zone 21	4329	4144	95.73	286.61
Zone 22	3929	3812	97.02	297.18
Zone 23	8719	7427	85.18	253.31
Zone 24	2669	2208	82.73	258.13
Zone 25	11965	9696	81.04	246.82
Zone 26	577	529	91.68	273.13
Zone 27	1200	1042	86.83	271.63
Zone 28	981	812	82.77	240.74
Total	139003	123222	88.65	267.36

Zone wise Pass Percentage Class-XII 2013



RPVVs Performance - 2013 CBSE Class XII at a glance

S. No.	Sch ID	School Name	APP	Pass	PP	QI	RANK
1	1821137	Dwarka Sector-10, RPVV	97	97	100	420.95	1
2	1413076	Rohini, Sector 11-RPVV	111	110	99.1	397.23	2
3	1003261	Gandhi Nagar-RPVV	118	118	100	396.88	3
4	1001104	Surajmal Vihar-RPVV	124	124	100	392.48	4
5	1106252	Nand Nagri, Block D-RPVV	91	91	100	388.92	5
6	1309124	Shalimar Bagh, Block BT-RPVV	93	92	98.92	387.91	6
7	1514023	Hari Nagar, Block BE-RPVV	68	67	98.53	386.76	7
8	1617009	Paschim Vihar, A 6-RPVV	132	132	100	384.67	8
9	1104149	Yamuna Vihar, Block B-RPVV	131	127	96.95	366.73	9
10	2128031	Karol Bagh, Link Road, Plot No.1-RPVV	57	57	100	356.77	10
11	1207113	Civil Lines, RPVV	204	202	99.02	340.1	11
12	1925334	Lajpat Nagar-RPVV	67	63	94.03	350.01	12
13	1720031	Vasant Kunj, B1-RPVV	109	108	99.08	345.97	13
14	1208092	Kishan Ganj-RPVV	92	92	100	355.93	14
15	1207108	Raj Niwas Marg, RPVV	183	181	98.91	344.4	15
16	1924038	Lodhi Road, Tyagraj Nagar-RPVV	78	78	100	332.69	16
17	1310409	Narela, A-10 Pocket-5, RPVV	149	147	98.66	321.43	17
		Total	1904	1886	99.05	366.33	—

RPVVs - A comparison with last year Class XII 2013

S. No.	School ID	School Name	2013				2012				Diff.	
			A	P	PP	QI	A	P	PP	QI	PP	QI
1	1001104	Surajmal Vihar	124	124	100	392.48	119	119	100.00	394.36	0	-1.89
2	1003261	Gandhi Nagar	118	118	100	396.88	126	126	100.00	383.03	0	13.85
3	1104149	Yamuna Vihar	131	127	96.95	366.73	141	137	97.16	357.16	-0.21	9.57
4	1106252	Nand Nagri	91	91	100	388.92	65	65	100.00	388.40	0	0.52
5	1207108	Raj Niwas Marg	183	181	98.91	344.41	146	140	95.89	347.30	3.02	-2.9
6	1207113	Civil Lines	204	202	99.02	340.11	194	192	98.97	346.69	-0.06	-6.59
7	1208092	Kishan Ganj	92	92	100	355.93	94	93	98.94	365.02	1.06	-9.09
8	1309124	Shalimar Bagh	93	92	98.92	387.91	94	94	100.00	388.59	-1.08	-0.68
9	1310409	Narela	149	147	98.66	321.43	120	120	100.00	329.51	-1.34	-8.08
10	1413076	Rohini	111	110	99.1	397.23	127	126	99.21	379.31	-0.11	17.92
11	1514023	Hari Nagar	68	67	98.53	386.76	65	65	100.00	386.56	-1.47	0.2
12	1617009	Paschim Vihar	132	132	100	384.67	98	98	100.00	380.83	0	3.84
13	1720031	Vasant Kunj	109	108	99.08	345.97	99	99	100.00	337.26	-0.92	8.71
14	1821137	Dwarka	97	97	100	420.95	97	97	100.00	419.25	0	1.7
15	1924038	Lodhi Road	78	78	100	332.69	84	84	100.00	340.12	0	-7.43
16	1925334	Lajpat Nagar	67	63	94.03	350.01	66	63	95.45	356.51	-1.42	-6.5
17	2128031	Karol Bagh	57	57	100	356.77	53	53	100.00	358.19	0	-1.42

Top 15 Non-Pratibha Schools on basis of QI, Class XII 2013

Sl. No.	School ID	School Name	App	Pass	PP	QI	Rank
1	1822058	Pandawala Khurd-GGSSS	52	52	100.00	367.7	1
2	1310036	Narela, No.1-SKV	399	398	99.75	362.2	2
3	1822048	Ujwa-GGSSS	43	43	100.00	356.0	3
4	1105229	Brahmpuri,GGSSS Block-X	33	33	100.00	348.0	4
5	1310039	Khera Kalan-SKV (Baba Nane Nath)	88	87	98.86	347.3	5
6	1516022	Shadi Khampur-SKV	64	64	100.00	345.7	6
7	1822056	Khaira-GGSSS	126	126	100.00	345.0	7
8	1822057	Najafgarh, No.3-GBSSS	137	137	100.00	343.9	8
9	1925033	New Friends Colony-SKV	138	138	100.00	343.2	9
10	2127179	Lal Kuan, Zeenat Mahal, No.2-SKV	77	77	100.00	342.3	10
11	1413028	Qutabgarh-SKV	154	154	100.00	342.2	11
12	1821033	Shahabad Mohammadpur-GGSSS	63	60	95.24	341.9	12
13	1822002	Najafgarh-S(Co-ed)V	65	65	100.00	340.5	13
14	1413027	Sarvodaya Co-ed Vidyalaya Sec. 8 Rohini	141	141	100.00	337.5	14
15	1618018	Janakpuri, Block A-SKV	211	208	98.58	334.5	15

PP & QI of Urdu Medium schools Class XII 2013

Sl. No.	School ID	School Name	App	Pass	PP	QI
1	1105008	Jafrabad-GBSSS	198	187	94.44	266.30
2	1105018	Jafrabad, Zeenat Mahal(Urdu Medium)-SKV	568	518	91.20	279.77
3	1925002	Noor Nagar-GBSSS	307	202	65.80	224.98
4	1925035	Noor Nagar-SKV	248	200	80.65	273.04
5	1925049	Joga Bai-GGSSS	193	156	80.83	249.67
6	1925052	Joga Bai-GBSSS	88	52	59.09	201.19
7	2127002	Jama Masjid, No.1(Urdu Medium)-SBV	72	36	50.00	233.90
8	2127003	Darya Ganj, Pataudi House-SBV	84	70	83.33	259.82
9	2127017	Jama Masjid, No.2-SKV	104	101	97.12	300.96
10	2127021	Bulbuli Khana-SKV	134	131	97.76	287.55
11	2127025	Chashma Building(Urdu Medium)-GGSSS	37	36	97.30	298.49
12	2127179	Lal Kuan, Zeenat Mahal, No.2-SKV	77	77	100.00	342.30
Total			2110	1766	83.697	265.5

Comparison of Urdu Medium Schools on the basis of PP & QI of - 2013 & 2012

SCHID	SCHNAME	2013				2012				PP DIFF.	QI DIFF.
		APP	PASS	PP	QI	APP	PASS	PP	QI		
1105008	Jafrabad-GBSSS	198	187	94.44	266.30	98	94	95.92	268.27	-1.48	-1.97
1105018	Jafrabad, Zeenat Mahal(Urdu Medium)-SKV	568	518	91.20	279.77	474	395	77.42	277.97	13.78	1.80
1925002	Noor Nagar-GBSSS	307	202	65.80	224.98	349	149	42.69	191.84	23.11	33.14
1925035	Noor Nagar-SKV	248	200	80.65	273.04	256	209	81.64	267.28	-0.99	5.76
1925049	Joga Bai-GGSSS	193	156	80.83	249.67	124	96	77.42	277.97	3.41	-28.30
1925052	Joga Bai-GBSSS	88	52	59.09	201.19	63	36	57.14	219.97	1.95	-18.78
2127002	Jama Masjid, No.1(Urdu Medium)-SBV	72	36	50.00	233.90	56	41	73.21	262.25	-23.21	-28.35
2127003	Darya Ganj, Pataudi House-SBV	84	70	83.33	259.82	102	78	76.47	231.81	6.86	28.01
2127017	Jama Masjid, No.2-SKV	104	101	97.12	300.96	60	57	95	318	2.12	-17.04
2127021	Bulbuli Khana-SKV	134	131	97.76	287.55	96	83	86.46	281.01	11.30	6.54
2127025	Chashma Building(Urdu Medium)-GGSSS	37	36	97.30	298.49	48	46	95.83	282.14	1.47	16.35
2127179	Lal Kuan, Zeenat Mahal, No.2-SKV	77	77	100.00	342.30	58	58	100	324.88	0.00	17.42
TOTAL		2110	1766	83.697	265.5	1784	1342	75.22	256.82	8.48	8.68

Top Govt. School in Overall (QI)

In overall Delhi Region
RPVV Dwarka with QI 420.95
has 18th **Rank**

**Among Delhi Govt. Schools this school
stands on Top**

Last year, the same school was at 13th
Rank with QI 419.25

CBSE CLASS – XII RESULT 2013

Govt. Schools in Top 100 Over All Delhi region

- 2004-05 One
- 2005-06 Four
- 2006-07 Nine
- 2007-08 Nine
- 2008-09 Ten
- 2009-10 Seven
- 2010-11 Four
- 2011-12 Eight
- 2012-13 Four

Government Schools among top 100 schools of Delhi Class XII 2013

<i>Sl. No.</i>	<i>School ID</i>	<i>School Name</i>	<i>Head of School</i>	<i>Rank in Delhi Region</i>
1	1821137	RPVV Sec-10 Dwarka	Dr. T.P. Singh	18
2	1413076	RPVV Sec-11 Rohini	Sh. Rajpal Sehrawat	79
3	1003261	RPVV Gandhi Nagar	Sh. Garib Das	80
4	1001104	RPVV SurajMal Vihar	Smt. Renu Sabharwal	91

No. of Schools with Pass Percentage a comparison between 2013 & 2012 Class XII

YEAR	100%	>=90 % & <10 0%	<=80 %& <90 %	<=70 %& <80 %	<=60 %& <70 %	<60 %	TOTAL
2013	108	413	123	46	29	32	751
2012	78	352	160	72	26	31	719
Diff.	+30	+61	-37	-26	+3	+1	+32

Class-XII CBSE 2013

No. of Schools whose PP has

Category	Increased	Decreased
$\leq 10\%$	304	194
$>10 \leq 20$	82	35
$>20 \leq 30$	27	16
$>30 \leq 40$	8	9
>40	7	1

CBSE Class-XII 2013

Number of Schools whose PP has

Year	Increased	Declined	No change	First Time	Total
2013	428	255	36	32	751
2012	353	314	30	22	719
Diff.	+75	-59	+6	10	+32

CBSE Class-12th - District wise No. of Schools having PP, 2013

District	Total Schools	100%	>=90% AND <100%	>=80% AND <90%	>=70% AND <80%	>=60% AND <70%	<60%
EAST	89	8	47	17	9	3	5
NORTH-EAST	85	11	44	15	9	2	4
NORTH	43	5	19	11	2	1	5
NORTH-WEST-A	83	12	54	11	2	3	1
NORTH-WEST-B	86	13	44	13	7	4	5
WEST-A	48	11	23	10	3	--	1
WEST-B	59	4	48	5	1	1	--
SOUTH-WEST-A	37	6	22	5	3	1	--
SOUTH-WEST-B	78	22	47	8	1	--	--
SOUTH	112	7	55	23	8	12	7
NEW-DELHI	5	1	3	--	--	--	1
CENTRAL	26	8	7	5	1	2	3
TOTAL	751	108	413	123	46	29	32

Zone wise number of school and their PP Class XII 2013

Zone No.	Total Schools	100%	>=90% AND <100%	>=80% AND <90%	>=70% AND <80%	>=60% AND <70%	<60%
15	16	4	6	6	--	--	--
16	14	4	8	--	2	--	--
17	31	3	21	5	1	1	--
18	28	1	27	--	--	--	--
19	19	2	12	3	2	--	--
20	18	4	10	2	1	1	--
21	36	6	24	5	1	--	--
22	42	16	23	3	--	--	--
23	42	3	21	8	3	7	--
24	22	3	13	1	1	1	3
25	48	1	21	14	4	4	4
26	5	1	3	--	--	--	1
27	14	6	4	1	1	--	2
28	12	2	3	4	--	2	1
TOTAL	751	108	413	123	46	29	32

CBSE CLASS – XII RESULT 2013

Less than 50% Result

15 Schools

Sl. No.	School ID	School Name	2013				2012				Diff	
			APP	PASS	PP	QI	APP	PASS	PP	QI	PP	QI
1	1514004	Khyala, No.2-GBSSS	44	8	18.18	177.14	--	--	--	--	--	--
2	1208002	Qutab Road-SBV	84	30	35.71	189.49	--	--	--	--	--	--
3	1002362	Vasundhra Enclave-GBSSS	323	116	35.91	181.80	158	91	57.60	214.65	-21.69	-32.85
4	1925058	Tughlakabad, Railway Colony, No.2-GBSSS	189	74	39.15	189.17	--	--	--	--	--	--
5	1925057	Molar Band, No.2-GBSSS	671	266	39.64	168.83	467	255	54.60	192.47	-14.96	-23.64
6	1412248	Pooth Kalan, Rohini Extn., Sector 20-GBSSS	231	92	39.83	170.13	106	54	50.94	205.06	-11.11	-34.93
7	1106009	Seemapuri-GBSSS	450	186	41.33	182.75	465	180	38.71	199.3	2.62	-16.55
8	1925247	Badarpur, No.3-GBSSS	331	139	41.99	184.55	200	144	72.00	226.65	-30.01	-42.1
9	1002008	Kalyanpuri-SBV	417	178	42.69	205.71	300	239	79.67	250.15	-36.98	-44.44
10	1207109	Magazine Road-GBSSS	172	74	43.02	177.41	71	54	76.06	215.80	-33.04	-38.39
11	1413013	Rithala-GBSSS	271	117	43.17	213.02	145	113	77.93	262.84	-34.76	-49.82
12	1104417	GOVT. BOYS S.SEC. SCHOOL SABHAPUR	91	40	43.96	204.81	--	--	--	--	---	--
13	1924005	Hari Nagar Ashram-GBSSS	131	59	45.04	191.63	102	78	76.47	264.76	-31.43	-73.13
14	1924001	Srinivaspuri-SBV (Govind Ballabh Pant)	333	159	47.75	199.77	266	135	50.75	222.73	-3	-22.96
15	1924009	Sadiq Nagar-SBV	55	27	49.09	199.95	89	82	92.14	245.45	-43.05	-45.5

In 2012 too there were 15 schools in this category.

Quality performance Class XII 2013

Average marks obtained	2013	2012	Difference
$\geq 90\%$	406	285	121
$\geq 75\%$	7760	4856	2904

No. of Students Obtained 100/100 in Different Subjects Class XII 2013

Year	No. of Students
2008	3
2009	8
2010	1
2011	29
2012	36
2013	13

SUBJECT WISE COMPARISON BETWEEN GOVT. AND PUBLIC SCHOOLS CLASS XII 2013

Sl. No.	Subject	Govt.		Public		Diff	
		PP	QI	PP	QI	PP	QI
1	ENGLISH CORE	87.11	42.99	98.86	76.96	-11.75	-33.97
2	ECONOMICS	80.68	43.41	89.16	60.34	-8.48	-16.93
3	INFORMATICS PRAC.	87.61	56.12	94.21	70.58	-6.60	-14.46
4	GEOGRAPHY	93.34	57.17	97.09	71.40	-3.75	-14.23
5	BIOLOGY	90.78	60.88	94.40	72.88	-3.62	-12.00
6	BUSINESS STUDIES	90.17	54.19	93.17	67.42	-3.00	-13.23
7	COMPUTER SCIENCE	91.88	60.30	94.17	72.45	-2.29	-12.15
8	MATHEMATICS	89.90	49.26	91.59	61.47	-1.69	-12.21
9	ACCOUNTANCY	92.08	54.95	93.59	64.08	-1.51	-9.13
10	POLITICAL SCIENCE	91.93	50.93	93.08	62.49	-1.15	-11.56
11	PHYSICS	92.57	58.26	93.59	67.44	-1.02	-9.18
12	HOME SCIENCE	96.90	63.72	97.66	72.72	-0.76	-9.00
13	SOCIOLOGY	95.20	55.27	94.71	68.03	0.49	-12.76
14	HINDI ELECTIVE	97.81	56.80	96.69	59.11	1.12	-2.31
15	CHEMISTRY	95.23	67.03	93.94	71.16	1.29	-4.13
16	HISTORY	97.26	49.02	94.60	57.61	2.66	-8.59
17	SANSKRIT CORE	92.27	46.63	86.67	38.29	5.61	8.34

Subject wise number of Students Failed Class XII 2013

S. No.	Subject	App	Pass	Failed
1	ENGLISH CORE	119333	103948	15385
2	ECONOMICS	75297	60747	14550
3	INFORMATICS PRAC.	1671	1464	207
4	GEOGRAPHY	24129	22523	1606
5	BIOLOGY	6159	5591	568
6	BUSINESS STUDIES	26236	23656	2580
7	COMPUTER SCIENCE	1528	1404	124
8	MATHS	31225	28071	3154
9	ACCOUNTANCY	25169	23175	1994
10	POLITICAL SCIENCE	96368	88592	7776
11	PHYSICS	9390	8692	698
12	HOME SCIENCE	44550	43170	1380
13	SOCIOLOGY	9171	8731	440
14	HINDI	105301	102992	2309
15	CHEMISTRY	9395	8947	448
16	HISTORY	76254	74163	2091
17	SANSKRIT	19896	18359	1537

Subject wise Comparison with 2012 Class XII 2013

S. No.	Sub Name	2013		2012		Difference	
		PP	QI	PP	QI	PP	QI
1	SANSKRIT	92.27	46.63	96.92	45.75	-4.64	0.89
2	POLITICAL SCIENCE	91.93	50.93	94.21	50.44	-2.28	0.49
3	HOME SCIENCE	96.90	63.72	98.44	64.81	-1.54	-1.09
4	GEOGRAPHY	93.34	57.17	94.31	58.43	-0.97	-1.26
5	ACCOUNTANCY	92.08	54.95	92.7	56.12	-0.62	-1.17
6	HINDI	97.81	56.80	98.20	54.73	-0.39	2.07
7	SOCIOLOGY	95.20	55.27	95.37	55.91	-0.17	-0.64
8	COMPUTER SCIENCE	91.88	60.30	91.99	60.65	-0.11	-0.35
9	ENGLISH	87.11	42.99	86.89	44.99	0.22	-2.00
10	HISTORY	97.26	49.02	96.24	47.67	1.02	1.35
11	MATHS	89.90	49.26	88.32	51.68	1.58	-2.42
12	BIOLOGY	90.78	60.88	89.14	59.62	1.64	1.26
13	CHEMISTRY	95.23	67.03	92.75	61.68	2.48	5.35
14	PHYSICS	92.57	58.26	89.26	56.38	3.31	1.88
15	BUSINESS STUDIES	90.17	54.19	86.71	47.18	3.46	7.01
16	INFORMATICS PRAC.	87.61	56.12	83.72	54.64	3.89	1.48
17	ECONOMICS	80.68	43.41	73.21	37.66	7.47	5.75

Bottom 15 Schools on the basis of QI, Class XII 2013

Sl. No.	School ID	School Name	App	Pass	PP	QI
1	1925057	Molar Band, No.2-GBSSS	671	266	39.64	168.83
2	1412248	Pooth Kalan, Rohini Extn., Sector 20-GBSSS	231	92	39.83	170.13
3	1514004	Khyala, No.2-GBSSS	44	8	18.18	177.14
4	1207109	Magazine Road-GBSSS	172	74	43.02	177.41
5	1002362	Vasundhra Enclave-GBSSS	323	116	35.91	181.80
6	1106009	Seemapuri-GBSSS	450	186	41.33	182.75
7	1925247	Badarpur, No.3-GBSSS	331	139	41.99	184.55
8	1411019	Bharat Nagar-GBSSS	184	98	53.26	186.35
9	1925058	Tughlakabad, Railway Colony, No.2-GBSSS	189	74	39.15	189.17
10	1208002	Qutab Road-SBV	84	30	35.71	189.49
11	1002177	Trilokpuri, Block 27-SBV	464	234	50.43	191.05
12	1412014	Mangolpuri, Block O-GBSSS	86	65	75.58	191.35
13	1924005	Hari Nagar Ashram-GBSSS	131	59	45.04	191.63
14	1412006	Sultanpuri, Block BC-GBSSS	100	57	57	192.29
15	1003264	Lalita Park-GBSSS	125	63	50.4	199.73

SCHOOLS WHOSE PP HAS Increased BY >= 20% OVER THE LAST YEAR Class XII

S. No.	Sch ID	Sch Name	2013				2012				DIFF PP	DIFF QI
			APP	PASS	PP	QI	APP	PASS	PP	QI		
1	1617026	Nilothi-SKV	108	99	91.67	259.5	89	33	37.1	198.8	54.588	60.8
2	1105002	Gautam Puri-SBV	376	345	91.76	242.6	206	77	37.4	207.4	54.376	35.1
3	1822012	Kair-GBSSS	55	47	85.45	264.7	32	11	34.4	241.9	51.080	22.8
4	1822247	Deendar Pur -Boys Senior Secondary School	90	88	97.78	263.7	47	22	46.8	205.4	50.969	58.2
5	1001196	Vishwas Nagar-SKV	65	55	84.62	252.9	33	13	39.4	224.4	45.221	28.5
6	2128007	Dev Nagar-GBSSS	41	39	95.12	254.0	46	25	54.3	206.2	40.774	47.8
7	1617219	Nilothi-SBV	117	99	84.62	244.6	93	41	44.1	200.3	40.529	44.3
8	1106021	Seemapuri-SKV (Vishwamitra)	408	353	86.52	258.3	256	120	46.9	235.8	39.645	22.5
9	1105006	Shahadara, G.T. Road-GBSSS	246	236	95.93	270.0	253	150	59.3	216.3	36.646	53.7
10	1822007	Shikar Pur-SV	24	24	100.00	258.1	28	18	64.3	248.7	35.714	9.4
11	2128001	Paharganj-SBV	128	103	80.47	208.1	107	50	46.7	182.8	33.740	25.3
12	2128002	Jhandewalan, Plot 6-SBV (Asharfi Devi)	85	58	68.24	203.6	81	29	35.8	178.7	32.433	25.0
13	1617037	Nangloi, J.J. Colony-GBSSS	324	269	83.02	243.1	298	155	52.0	218.8	31.012	24.3
14	1309007	Shalimar Bagh, Block AP-GBSSS	75	75	100.00	279.0	136	94	69.1	260.0	30.882	19.0
15	1923021	Hauz Rani-GBSSS	98	67	68.37	226.5	40	15	37.5	174.8	30.867	51.7
16	1413011	Rohini, Avantika, Sector 1-GBSSS	328	250	76.22	228.3	446	208	46.6	187.1	29.583	41.2
17	1618059	Bindapur-GBSSS	186	175	94.09	262.4	70	46	65.7	211.2	28.372	51.1
18	1618009	Kakrola-SBV	182	180	98.90	264.7	270	196	72.6	231.6	26.308	33.2
19	1104261	Tukhmirpur-GBSSS	362	275	75.97	236.2	356	177	49.7	213.9	26.248	22.3

SCHOOLS WHOSE PP HAS Increased BY >= 20% OVER THE LAST YEAR Class XII

			2013				2012				Difference	
S. No.	Sch ID	Sch Name	APP	PASS	PP	QI	APP	PASS	PP	QI	DIFF PP	DIFF QI
20	1309026	Model Town, No.1-SKV	332	296	89.16	267.0	375	238	63.5	240.9	25.690	26.1
21	1925051	Badarpur, No.2-GBSSS	178	172	96.63	264.9	219	156	71.2	222.9	25.396	42.0
22	1104007	Ghonda, No.2-GBSSS	94	94	100.00	266.6	87	65	74.7	245.3	25.287	21.3
23	1207016	Roop Nagar, No.2-GBSSS	161	156	96.89	284.1	242	174	71.9	234.3	24.993	49.8
24	1514005	Tilak Nagar, No.1-SBV	202	164	81.19	264.3	183	103	56.3	245.4	24.904	18.8
25	1104012	Bhajanpura-G(Co-ed)SSS (RDJK)	176	173	98.30	265.2	197	145	73.6	239.7	24.691	25.5
26	1106012	Dilshad Garden, Block J&K-GBSSS	125	110	88.00	258.3	199	127	63.8	217.8	24.181	40.5
27	1617137	Paschim Vihar, B 3-G(Co-ed)SSS	114	114	100.00	291.9	104	79	76.0	231.5	24.038	60.4
28	1923023	Dera- GGSSS	95	76	80.00	227.3	41	23	56.1	216.6	23.902	10.6
29	1617017	Nangloi, Sultanpuri Road-GBSSS	174	158	90.80	251.6	274	184	67.2	216.3	23.652	35.2
30	1925002	Noor Nagar-GBSSS	307	202	65.80	225.0	349	149	42.7	191.8	23.105	33.1
31	2026002	Kitchner Road-SV	109	108	99.08	275.8	97	74	76.3	233.9	22.794	41.9
32	1002195	Shakarpur, School Block-SBV	55	50	90.91	243.8	63	43	68.3	220.5	22.655	23.4
33	1106018	New Seemapuri-SKV	310	294	94.84	257.4	191	139	72.8	253.0	22.064	4.4
34	1003007	Chander Nagar-GBSSS	145	138	95.17	272.1	133	98	73.7	261.0	21.488	11.1
35	1003002	Rani Garden-SBV	67	67	100.00	285.7	75	59	78.7	254.1	21.333	31.6
36	1618001	Matiala-SBV	129	126	97.67	262.3	128	98	76.6	235.9	21.111	26.4
37	1515005	Rajouri Garden Main-GBSSS	122	115	94.26	279.0	142	104	73.2	250.5	21.023	28.5
38	1924004	Jangpura-GBSSS	58	54	93.10	262.2	105	76	72.4	238.7	20.722	23.4
39	1822013	Ujwa-GBSSS	35	35	100.00	294.0	29	23	79.3	256.1	20.690	37.9
40	1002002	Patparganj-SBV (Genda Lal Dixit)	174	136	78.16	230.5	174	100	57.5	213.3	20.690	17.2
41	1104010	Dayalpur-GBSSS	470	428	91.06	250.7	433	305	70.4	233.7	20.625	16.9
42	1412005	Sultanpuri-GBSSS	378	339	89.68	247.9	350	243	69.4	237.5	20.254	10.4

SCHOOLS WHOSE PP HAS DECREASED BY $\leq 20\%$ OVER THE LAST YEAR

S. No.	School ID	School Name	2013				2012				DIFF APP	DIFF QI
			APP	PASS	PP	QI	APP	PASS	PP	QI		
1	1925054	Badarpur, No.2-GGSSS	241	186	77.18	242.8	185	180	97.3	272.6	-20.11	-29.8
2	1617029	Bakkarwala-G(Co-ed)SSS	206	129	62.62	211.6	157	130	82.8	231.6	-20.18	-20.0
3	1104011	Sabhapur-GGSSS	81	47	58.02	242.0	161	126	78.3	232.0	-20.23	10.0
4	1719001	R.K. Puram, Sector 12-SV (Jose Marti)	160	119	74.38	244.7	170	162	95.3	260.2	-20.91	-15.5
5	1002362	Vasundhra Enclave-GBSSS	323	116	35.91	181.8	158	91	57.6	214.7	-21.68	-32.9
6	1821036	Chhawla-GBSSS	40	30	75.00	210.9	33	32	97.0	251.3	-21.97	-40.5
7	1923018	Deoli-GBSSS	362	243	67.13	207.7	245	219	89.4	233.8	-22.26	-26.1
8	1923011	Dr. Ambedkar Nagar, Sector V-GBSSS (Shaheed Anushuya Prasad)	290	198	68.28	205.0	173	157	90.8	224.6	-22.47	-19.6
9	1309260	Jahangirpuri, Block K-GGSSS	653	403	61.72	217.1	476	404	84.9	241.6	-23.15	-24.4
10	2127002	Jama Masjid, No.1(Urdu Medium)-SBV	72	36	50.00	233.9	56	41	73.2	262.3	-23.21	-28.3
11	1002177	Trilokpuri, Block 27-SBV	464	234	50.43	191.1	307	227	73.9	217.8	-23.51	-26.7
12	1925020	Tuglakabad Extn., No.2-GBSSS	212	130	61.32	208.0	161	138	85.7	217.0	-24.39	-9.0
13	1923052	Sangam Vihar-GGSSS	716	488	68.16	225.5	469	440	93.8	263.4	-25.66	-37.9

SCHOOLS WHOSE PP HAS DECREASED BY $\leq 20\%$ OVER THE LAST YEAR

S. No.	School ID	School Name	2013				2012				DIFF APP	DIFF QI
			APP	PASS	PP	QI	APP	PASS	PP	QI		
14	1923065	Dr. Ambedkar Nagar, Sector IV, No.3-GBSSS	235	149	63.40	216.9	160	147	91.9	267.1	-28.47	-50.2
15	1002014	New Kondli-GBSSS	286	149	52.10	218.6	297	240	80.8	250.7	-28.71	-32.2
16	1208001	Gulabi Bagh-SBV	101	56	55.45	210.7	84	71	84.5	252.5	-29.07	-41.8
17	1925247	Badarpur, No.3-GBSSS	331	139	41.99	184.6	200	144	72.0	226.7	-30.00	-42.1
18	1924005	Hari Nagar Ashram-GBSSS	131	59	45.04	191.6	102	78	76.5	264.8	-31.43	-73.1
19	1207109	Magazine Road-GBSSS	172	74	43.02	177.4	71	54	76.1	215.8	-33.03	-38.4
20	1413013	Rithala-GBSSS	271	117	43.17	213.0	145	113	77.9	262.8	-34.75	-49.8
21	1309011	Model Town, No.2-GBSSS	87	55	63.22	244.6	120	119	99.2	234.8	-35.94	9.8
22	1412079	Mangolpur, Khrud-G(Co-ed)SSS	151	86	56.95	201.9	143	133	93.0	222.4	-36.05	-20.6
23	1002008	Kalyanpuri-SBV	417	178	42.69	205.7	300	239	79.7	250.2	-36.98	-44.4
24	2128018	Aram Bagh Lane-SKV	52	28	53.85	203.1	69	63	91.3	253.6	-37.45	-50.5
25	1208006	Padam Nagar-GBSSS	104	56	53.85	214.0	70	65	92.9	263.6	-39.01	-49.6
26	1924009	Sadiq Nagar-SBV	55	27	49.09	199.9	89	82	92.1	245.4	-43.04	-45.5

Subject Toppers

Names of the students who have obtained 100 marks

S. No	Name of Student	Subjects	Marks	Name of School	School ID
1	Komal Bansal	Mathematics	100	Dwarka Sector-10, RPVV	1821137
2	Harpreet Kaur Arora	Business Studies	100	Rajouri Garden Main-SKV	1515022
3	Vivek Pandey	Mgmt of Bank office	100	Kalyanvas-SBV (Raj Bihari Bose)	1002003
4	Deepak Kumar	Engg. Graphics	100	Sriniwaspuri-SBV (Govind Ballabh Pant)	1924001
5	Shivani Goyal	Business Studies	100	Paschim Vihar, A 6-RPVV	1617009
6	Rupal Jain	Biology	100	Hari Nagar, Block BE-RPVV	1514023
7	Saba Naaz	Music Hindi Vocal	100	Dayanand Road-SKV	2127016
8	Sana Naaz	Music Hindi Vocal	100	Dayanand Road-SKV	2127016
9	Sarwat Naaz	Music Hindi Vocal	100	Dayanand Road-SKV	2127016
10	Ankit Saini	Economics	100	Dwarka Sector-10, RPVV	1821137
11	Rohit Saxena	Engg. Graphics	100	Shakti Nagar, No.1-GBSSS	1207019
12	Nimisha Gupta	Chemistry	100	Dwarka Sector-10, RPVV	1821137
13	Nishant Dev	Accountancy	100	Dwarka Sector-10, RPVV	1821137

Subject Toppers of Delhi Govt. Schools Class -XII CBSE 2013

S. No.	Subject	Name of Student	Marks	School	School ID
1	ENGLISH ELECTIVE	MOHD KHALID SAIFI	68	Ghonda, No.2-GBSSS	1104007
2	ENGLISH ELECTIVE	DEEPIKA	68	Bankner-GGSSS	1310049
3	HINDI ELECTIVE	POOJA	98	Tikri Kalan-SKV	1617012
4	URDU ELECTIVE	KHADIJA	97	Jama Masjid, No.2-SKV	2127017
5	URDU ELECTIVE	SALMA	97	Joga Bai-GGSSS	1925049
6	SANSKRIT ELECTIVE	SHEETAL	89	Narela, No.1-SKV	1310036
7	SANSKRIT ELECTIVE	ALKA RANI	89	Narela, No.1-SKV	1310036
8	HISTORY	NEELU	97	Narela, A-10 Pocket-5, RPVV	1310409
9	HISTORY	BABLU SINGH	97	Model Town, No.2-GBSSS	1309011
10	POLITICAL SCIENCE	MEENA KUMARI	98	Nangloi, J.J. Colony-GGSSS	1617035
11	POLITICAL SCIENCE	POOJA KUMARI	98	Bakkarwala-G(Co-ed)SSS	1617029
12	GEOGRAPHY	SHRUTI JAIN	96	Khajoori Khas-GGSSS	1104153
13	GEOGRAPHY	ANJALI	96	Yamuna Vihar, Block B, No.1-GGSSS	1104023
14	ECONOMICS	ANKIT SAINI	100	Dwarka Sector-10, RPVV	1821137
15	MUSIC HIND.VOCAL	SABA NAAZ	100	Dayanand Road-SKV	2127016
16	MUSIC HIND.VOCAL	SANA NAAZ	100	Dayanand Road-SKV	2127016
17	MUSIC HIND.VOCAL	SARWAT NAAZ	100	Dayanand Road-SKV	2127016
18	PSYCHOLOGY	ANSHUL TOMAR	86	Roop Nagar, No.1-GGSSS	1207039
19	PSYCHOLOGY	VINNI BHATIA	86	Roop Nagar, No.1-GGSSS	1207039

Subject Toppers of Delhi Govt. Schools Class -XII CBSE 2013

S. No.	Subject	Name of Student	Marks	School	School ID
20	SOCIOLOGY	PREETI KUMARI	95	New Kondli-GGSSS	1002186
21	SOCIOLOGY	KUMARI MANISHA CHAUDHARY	95	Rajokari-SKV	1720030
22	MATHEMATICS	KOMAL BANSAL	100	Dwarka Sector-10, RPVV	1821137
23	PHYSICS	AJAY RAWAT	98	Najafgarh, Dharampura-GBSSS	1822258
24	PHYSICS	VINEET GARG	98	Rohini, Sector 11-RPVV	1413076
25	CHEMISTRY	NIMISHA GUPTA	100	Dwarka Sector-10, RPVV	1821137
26	BIOLOGY	RUPAL JAIN	100	Hari Nagar, Block BE-RPVV	1514023
27	ENGG. GRAPHICS	ROHIT SAXENA	100	Shakti Nagar, No.1-GBSSS	1207019
28	ENGG. GRAPHICS	DEEPAK KUMAR	100	Srinivaspuri-SBV (Govind Ballabh Pant)	1924001
29	PHYSICAL EDUCATION	DIVYA MISHRA	99	Paschim Vihar, B 3-SKV	1617011
30	PHYSICAL EDUCATION	VAISHALI	99	Paschim Vihar, A 6-RPVV	1617009
31	PAINTING	ANJALI VERMA	99	Mehrauli Ramanujan-SKV	1923038
32	PAINTING	NISHA	99	Dilshad Garden, Block C-GGSSS	1106025
33	GRAPHICS	VIKAS	76	President Estate-SV (Dr.Rajinder Prasad)	2026001
34	APP/COMMERCIAL ART	SUDHA	97	Moti Bagh I-SKV	1719073

S. No.	Subject	Name of Student	Marks	School	School ID
35	APP/COMMERCIAL ART	VANDANA	97	Moti Bagh I-SKV	1719073
36	BUSINESS STUDIES	SHIVANI GOYAL	100	Paschim Vihar, A 6-RPVV	1617009
37	BUSINESS STUDIES	HARPREET KAUR ARORA	100	Rajouri Garden Main-SKV	1515022
38	ACCOUNTANCY	NISHANT DEV	100	Dwarka Sector-10, RPVV	1821137
39	HOME SCIENCE	SHEETAL KUMARI	99	Rithala-SKV	1413026
40	INFORMATICS PRAC.	PRIYANSHU SINGH	94	Roop Nagar,RSV NO-4	1207013
41	MULTIMEDIA & WEB T	DHIRAJ KUMAR	53	Ashok Vihar, Phase I, Block H-SBV	1411003
42	MULTIMEDIA & WEB T	PARDEEP KUMAR BAISOYA	53	Ashok Vihar, Phase I, Block H-SBV	1411003
43	MULTIMEDIA & WEB T	GAUTAM	53	Ashok Vihar, Phase I, Block H-SBV	1411003
44	AGRICULTURE	RAJ KUMAR	86	Alipur-GBSSS	1310014
45	COMPUTER SCIENCE	ROSHAN KUMAR	98	Yamuna Vihar, Block B-RPVV	1104149
46	FUNCTIONAL ENGLISH	SONU	33	Tilak Nagar, No.1-SBV	1514005
47	PUNJABI	JASLEEN KAUR	95	Sarai Rohilla-SKV	1208015
48	BENGALI	SOMA ROY	62	Chitranjan Park-SKV (Shyama Prasad Mukherjee)	1925060
49	ENGLISH CORE	JAVED ALAM	97	Deendar Pur -Boys Senior Secondary School	1822247
50	HINDI CORE	SHRUTI	93	Chirag Delhi-SKV	1923037

S. No.	Subject	Name of Student	Marks	School	School ID
51	URDU CORE	SHAHID ANWAR	99	Shastri Park-GBSSS	1105011
52	SANSKRIT CORE	SACHIN KUMAR	99	Najafgarh, No.3-GBSSS	1822057
53	OFFCE PROC.& PRAC.	PRITHVI RAJ CHAUHAN	98	Lajpat Nagar, Ring Road-SBV (Shaheed Hemu Kalani)	1925059
54	SECT PRAC & ACCNTG	SHIV NARAYAN YADAV	89	Hari Nagar Ashram-GBSSS	1924005
55	OFF. COMMUNICATION	SHIV NARAYAN YADAV	81	Hari Nagar Ashram-GBSSS	1924005
56	TYPOGRAPHY &CA ENG	DAMAN PREET KAUR	94	Shalimar Bagh, Block B(AH)-SKV	1309032
57	SHORTHAND ENGLISH	LOKESH ARORA	97	Laxmi Nagar-SBV	1003001
58	SHORTHAND ENGLISH	UMA BHARDWAJ	97	Shalimar Bagh, Block B(AH)-SKV	1309032
59	TYPOGRAPHY &CA HIN	NITIN KUMAR	98	Narela, SBV	1310017
60	SHORTHAND HINDI	RITU	92	Uttam Nagar, No.2-GGSSS	1618021
61	SHORTHAND HINDI	NITI	92	Kanjhawala-SKV	1413025
62	CASH MGMT & H-KEEP	KIRTY NARANG	98	Janakpuri, Block B SKV	1514019
63	LENDING OPERATIONS	SUNNY	96	Kalyanvas-SBV (Raj Bihari Bose)	1002003
64	LENDING OPERATIONS	ASHISH KUMAR	96	Rajouri Garden Main-GBSSS	1515005
65	MGMT OF BANK OFFCE	VIVEK PANDEY	100	Kalyanvas-SBV (Raj Bihari Bose)	1002003
66	ENGINEERING SCI.	NISHANT KUMAR	74	Dilshad Garden, Block C-SBV	1106002

S. No.	Subject	Name of Student	Marks	School	School ID
67	ELECTRIC MACHINES	HEMANT KUMAR	95	Mori Gate, No.1-SBV	1207022
68	ELECTRIC MACHINES	JAGDISH CHANDER JOSHI	95	Mori Gate, No.1-SBV	1207022
69	ELECTRIC MACHINES	ANWAR KHAN	95	Mori Gate, No.1-SBV	1207022
70	ELECT APPLIANCES	JAGDISH CHANDER JOSHI	96	Mori Gate, No.1-SBV	1207022
71	APPLIED PHYSICS	ANWAR KHAN	80	Mori Gate, No.1-SBV	1207022
72	MECH. ENGINEERING	MANDEEP SINGH	71	Ashok Nagar-SBV	1515002
73	AUTO ENGINEERING	HARISH PINANI	98	Mori Gate, No.1-SBV	1207022
74	AUTOSHOP REP& PRAC	RAVI ROY	95	Tilak Nagar, No.1-SBV	1514005
75	AC & REFRGTN-III	PRAVEEN KUMAR	93	Vikas Puri,Block A-SBV	1618002
76	AC & REFRGTN-IV	VIKAS MANJHI	91	Vikas Puri,Block A-SBV	1618002
77	ELN.DEV.& CIRCUITS	DEVANSH	86	Pitampura, Block SU-GBSSS	1411017
78	RADIO ENG.&AUD.SYS	RAHUL SAINI	90	Pitampura, Block SU-GBSSS	1411017
79	TV & VIDEO SYSTEMS	SURAJ SHRESTHA	87	Pitampura, Block SU-GBSSS	1411017
80	VEGETABLE CULTURE	AAKASH	90	Bawana-GBSSS	1310019
81	VEGETABLE CULTURE	RAHUL KUMAR CHAUDHARY	90	Mehrauli, No.2-GBSSS	1923015
82	FLORICULTURE	SACHINKRISHANA	92	Bakhtawarpur-GBSSS	1309266

S. No.	Subject	Name of Student	Marks	School	School ID
83	POST HARV TECH&PRD	AKASH	89	Bakhtawarpur-GBSSS	1309266
84	POST HARV TECH&PRD	SACHINKRISHANA	89	Bakhtawarpur-GBSSS	1309266
85	B THERAPY &H DR-II	AKANKSHA	89	Dr. Ambedkar Nagar, Sector IV, No.1-GGSSS	1923044
86	B THERAPY &H DR-II	RITU SHARMA	89	Gandhi Nagar, No.1-SKV	1003027
87	COSMETIC CHEMISTRY	NEHA ARORA	93	Roop Nagar, No.1-GGSSS	1207039
88	YOGA ANATOMY &PHYS	ANJALI VERMA	94	Roop Nagar, No.1-GGSSS	1207039
89	YOGA ANATOMY &PHYS	NEHA ARORA	94	Roop Nagar, No.1-GGSSS	1207039
90	LAB. MEDICINE	RISHABH RATHORE	78	Mata Sundri Road-GBSSS	2127005
91	CLINICAL BIO-CHEM.	RISHABH RATHORE	75	Mata Sundri Road-GBSSS	2127005
92	MICROBIOLOGY	RISHABH RATHORE	76	Mata Sundri Road-GBSSS	2127005
93	ADVANCE FOOD PREP	SHEELA	99	Ghonda, No.1-GGSSS	1104025
94	MEAL PLNG & SERVIC	TARUNA	96	Shadi Khampur-SKV	1516022
95	ESTB & MGMT OF FSU	VINEETA	99	Shadi Khampur-SKV	1516022
96	TEXTILE SCIENCE	ANJALI KUMARI	95	Shakarpur, No.2-SKV	1002193
97	DESG & PAT MAKING	ROOPA	98	Naraina-SKV	1720022
98	CLOTHING CONST	NEHA MISHRA	98	Matiala-SKV	1618070

S. No.	Subject	Name of Student	Marks	School	School ID
99	BASIC DESIGN	GEETANJALI	97	Madipur, No.2-SKV	1515024
100	DYEING & PRINTING	HEENA	96	Shakurpur, No.1-GGSSS	1411125
101	DYEING & PRINTING	AMREEN ROZY	96	Nangloi-SKV	1617010
102	INDIA-TOURIST DEST	SANTOSH	95	Saket, Block J-SBV (Vir Chander Singh Garhwal)	1923056
103	TRAVEL TRADE MGMT	SANTOSH	86	Saket, Block J-SBV (Vir Chander Singh Garhwal)	1923056
104	TOUR MGMT & MP PLN	ABID	90	Saket, Block J-SBV (Vir Chander Singh Garhwal)	1923056
105	I T SYSTEMS	PARMINDER SINGH	93	Tilak Nagar, No.1-SBV	1514005
106	I T SYSTEMS	ANJU	93	Naraina-SKV	1720022
107	BUSINESS DATA PROC	POOJA RAI	95	Naraina-SKV	1720022
108	DTP CAD & MULTIMED	MANISH KUMAR	97	C.C. Colony-SBV	1309001
109	DTP CAD & MULTIMED	WASEEM AHMAD	97	C.C. Colony-SBV	1309001
110	LIB. ADMN & MGMT.	KAVITA SINGH	83	Kalyanpuri-SKV (Mother Teresa)	1002022
111	CLSFN.&CATALOGUING	NAMARTA SINGH	90	Kalyanpuri-SKV (Mother Teresa)	1002022
112	REFERENCE SERVICE	KAVITA SINGH	87	Kalyanpuri-SKV (Mother Teresa)	1002022
113	FOOD PRODUCTIONIII	SHALINI SOOD	90	Rohini, Sector 9-SV (shaheed capt. Sanjeev Dahiya)	1413010
114	FOOD PRODUCTION IV	SHALINI SOOD	87	Rohini, Sector 9-SV (shaheed capt. Sanjeev Dahiya)	1413010
115	FOOD SERVICES II	DINESH	96	Rohini, Sector 9-SV (shaheed capt. Sanjeev Dahiya)	1413010
116	FOOD& BEV C & CNTL	ANSHKI SHARMA	85	Rohini, Sector 9-SV (shaheed capt. Sanjeev Dahiya)	1413010

Subject-wise Comparison CBSE Result 2012-2013 for Class XII

Subject-wise Comparison CBSE Result 2012-2013 for Class XII										
		CBSE12th 2012-13 Govt.				CBSE12th 2012-13 Public				
S no	Subject	app	pass	PP	QI	app	pass	PP	QI	Diff PP
1	ENGLISH	119333	103948	87.11	42.99	66822	66061	98.86	76.96	-11.75
2	ECONOMICS	75297	60747	80.68	43.41	37529	33460	89.16	60.34	-8.48
3	INFORMATICS PRAC.	1671	1464	87.61	56.12	5009	4719	94.21	70.58	-6.60
4	GEOGRAPHY	24129	22523	93.34	57.17	2917	2832	97.09	71.40	-3.75
5	BIOLOGY	6159	5591	90.78	60.88	8466	7992	94.40	72.88	-3.62
6	BUSINESS STUDIES	26236	23656	90.17	54.19	31268	29133	93.17	67.42	-3.00
7	COMPUTER SCIENCE	1528	1404	91.88	60.30	11501	10831	94.17	72.45	-2.29
8	MATHS	31225	28071	89.90	49.26	49143	45008	91.59	61.47	-1.69
9	ACCOUNTANCY	25169	23175	92.08	54.95	31115	29119	93.59	64.08	-1.51
10	POLITICAL SCIENCE	96368	88592	91.93	50.93	7128	6635	93.08	62.49	-1.15
11	PHYSICS	9390	8692	92.57	58.26	29975	28054	93.59	67.44	-1.02
12	HOME SCIENCE	44550	43170	96.90	63.72	1839	1796	97.66	72.72	-0.76
13	SOCIOLOGY	9171	8731	95.20	55.27	1796	1701	94.71	68.03	0.49
14	HINDI	105301	102992	97.81	56.80	7611	7359	96.69	59.11	1.12
15	CHEMISTRY	9395	8947	95.23	67.03	29961	28144	93.94	71.16	1.29
16	HISTORY	76254	74163	97.26	49.02	4983	4714	94.60	57.61	2.66
17	SANSKRIT	19896	18359	92.27	46.63	45	39	86.67	38.29	5.61

Subject-wise CBSE Result Comparison for Class XII

S. No	Subject	CBSE12th 2012-13 Govt.				CBSE12th 2011-12 Govt				Difference	
		app	pass	PP	QI	app	pass	PP	QI	Diff PP	Diff QI
1	SANSKRIT	19896	18359	92.27	46.63	22575	21879	96.92	45.75	-4.64	0.89
2	POLITICAL SCIENCE	96368	88592	91.93	50.93	80831	76148	94.21	50.44	-2.28	0.49
3	HOME SCIENCE	44550	43170	96.90	63.72	36881	36307	98.44	64.81	-1.54	-1.09
4	GEOGRAPHY	24129	22523	93.34	57.17	21915	20668	94.31	58.43	-0.97	-1.26
5	ACCOUNTANCY	25169	23175	92.08	54.95	25045	23216	92.7	56.12	-0.62	-1.17
6	HINDI	105301	102992	97.81	56.80	88937	87337	98.20	54.73	-0.39	2.07
7	SOCIOLOGY	9171	8731	95.20	55.27	7380	7038	95.37	55.91	-0.17	-0.64
8	COMPUTER SCIENCE	1528	1404	91.88	60.30	1686	1551	91.99	60.65	-0.11	-0.35
9	ENGLISH	119333	103948	87.11	42.99	100730	87526	86.89	44.99	0.22	-2.00
10	HISTORY	76254	74163	97.26	49.02	61511	59200	96.24	47.67	1.02	1.35
11	MATHS	31225	28071	89.90	49.26	29264	25846	88.32	51.68	1.58	-2.42
12	BIOLOGY	6159	5591	90.78	60.88	5119	4563	89.14	59.62	1.64	1.26
13	CHEMISTRY	9395	8947	95.23	67.03	8188	7594	92.75	61.68	2.48	5.35
14	PHYSICS	9390	8692	92.57	58.26	8188	7309	89.26	56.38	3.31	1.88
15	BUSINESS STUDIES	26236	23656	90.17	54.19	25881	22441	86.71	47.18	3.46	7.01
16	INFORMATICS PRAC.	1671	1464	87.61	56.12	2770	2319	83.72	54.64	3.89	1.48
17	ECONOMICS	75297	60747	80.68	43.41	70428	51560	73.21	37.66	7.47	5.75

Top Schools of Delhi Region on the basis of QI Class XII, 2013

Category	Name of School	QI	Overall Position
Government	RPVV Dwarka	420.95	1
Public	Mother International School Aurbindo Marg	442.58	18
Aided	SSLT Gujrat SSS Raj Niwas Marg	390.53	98

Top Students of Delhi Region on the basis of Pass % Class XII, 2013

Category	Name of Student	Name of School	Marks Obtained	Pass %	Stream
Government	Lalit Lakra	SV Coed Paschim Vihar	481/500	96.2	Science
	Ankit Saini	RPVV Dwarka	487/500	97.4	Commerce
	Momina Sheikh	GGSSS No-2 Shakti Nagar	476/500	95.2	Arts
	Diksha	SKV SP Road Nangloi	476/500	95.2	
	Taruna	SKV Shadi Khampur	464/500	92.8	Vocational
Public	Nikhil Chaturvedi	St. Columbus Ashok Palace	494/500	98.8	Science
	Paras Sharma	Lancer Convent Prashant Vihar	495/500	99.0	Commerce
	Rene Sharanya Verma	KRM World School, Greater Kailash	490/500	98.0	Arts
	Rene Sharanya Verma	KRM World School, Greater Kailash	490/500	98.0	Vocational
Aided	Yash Kumar Bansal	Andhra Edn Society SSS DD Upadhaya Marg	487/500	97.4	Science
	Pooja Sachdeva	Queen mary's GSSS Tis Hazari	487/500	97.4	Commerce
	Akshita Rawat	Andhra Edn Society SSS B-3 Janakpuri	471/500	94.2	Arts
	Priya Surtan	Nav Shakti Girls SSS Vishnu Digamber Marg	419/500	83.8	Vocational

Thanks