

DEPARTMENT OF EDUCATION

Analysis of CBSE Result 2007

Class-X

PARAMETERS

- **Quantitative parameter** - Overall Pass percentage or Pass percentage in a particular subject is taken as quantitative parameter.
- **Qualitative parameter** – Summation of marks divided by number of children appeared is taken as qualitative parameter. This is basically mean or average marks obtained by the children.

Units of Analysis and comparison

- State
- District
- Zone
- Govt. Schools
- Private Schools
- All Schools taken together

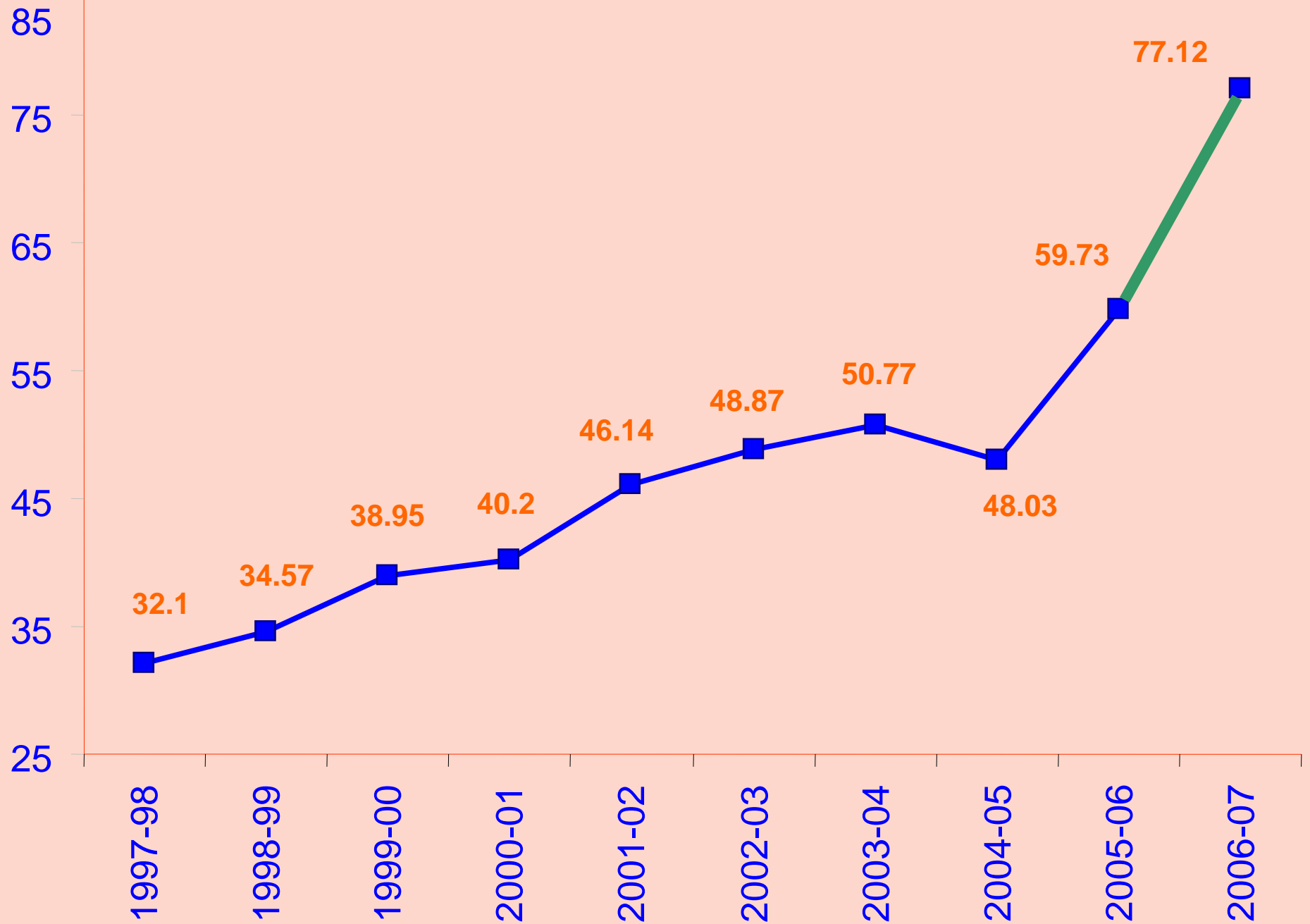
This year our result has been increased by **17.39%** from **59.73%** of 2005-06 to **77.12%** In 2007.

First time, Directorate of Education achieved this much pass percentage.

CBSE Result for Class-X for the last 10 Years

Year	No. of students appeared	Pass percentage(%)
1997-98	88846	32.1
1998-99	89746	34.57
1999-00	91422	38.95
2000-01	72278	40.2
2001-02	83086	46.14
2002-03	79069	48.87
2003-04	79330	50.77
2004-05	85479	48.0
2005-06	96551	59.73
2006-07	95309	77.12

CBSE RESULT CLASS-X FOR THE LAST 10 YEARS



Historical increase in PP for the last two consecutive years

The result has increased last year by 11.07% and this year by 17.39%.

An overall view of 2007 Result when compared to 2006's

Category	2007			2006			Diff in PP%
	App	Pass	PP %	App	Pass	PP%	
RPVV	1079	1073	99.14	937	919	98.08	1.06
Sarvoda ya	45626	36028	78.96	43350	27468	63.36	15.6
Non Sarvoda ya	48604	36396	74.88	52264	29280	56.02	18.86
Total	95309	73497	77.11	96551	57667	59.73	

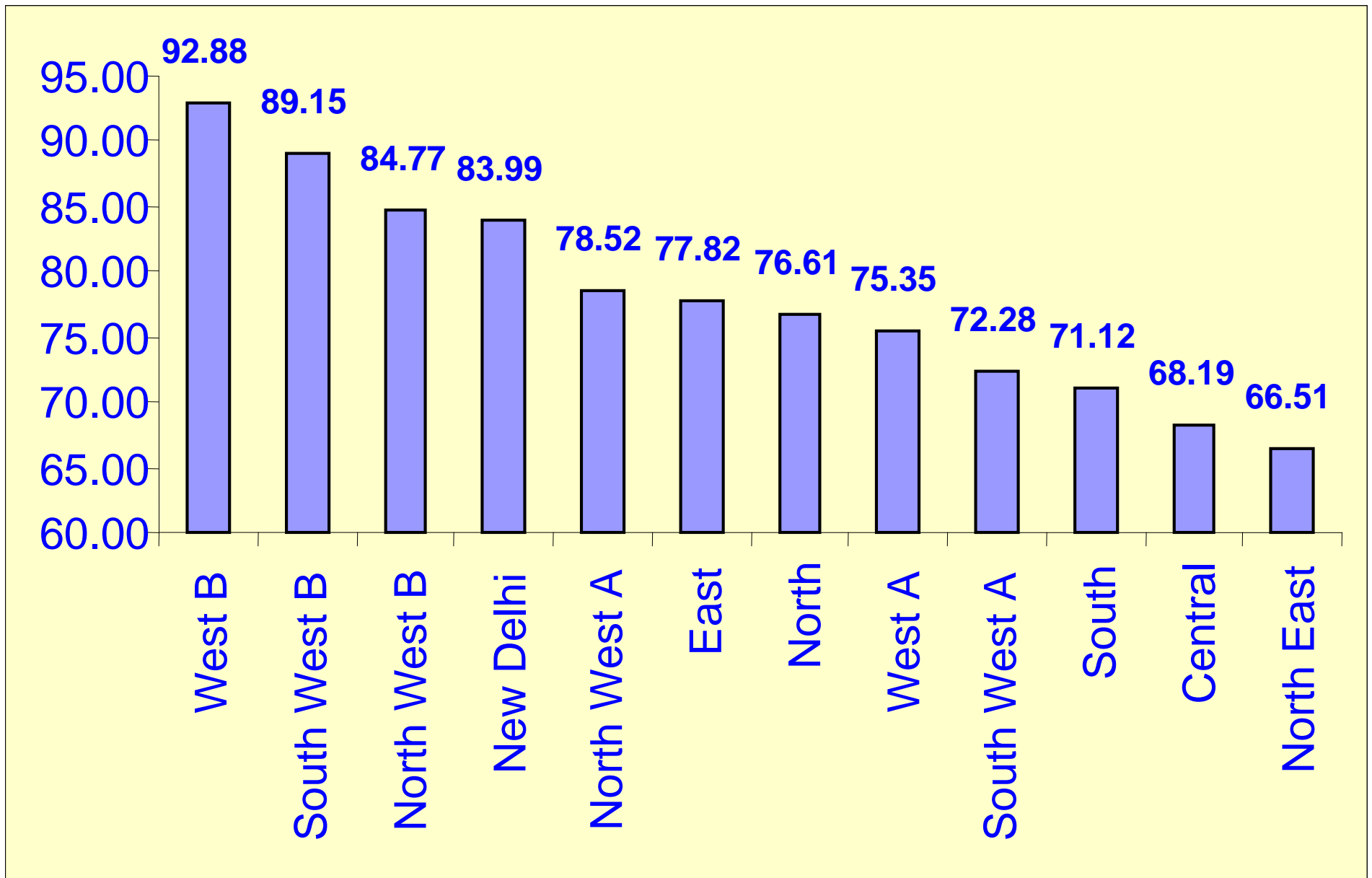
Region-wise CBSE Result comparison with 2006's - Class X

Region	2007			2006			Increase in PP%	Name of the RDE
	App	Pass	PP%	App	Pass	PP%		
WEST	14445	12371	85.64	15232	9726	63.9	21.74	Sh. D.M.Khaneta
NORTH	20117	16460	81.82	19221	12136	63.1	18.72	Shri R.K. Sharma
SOUTH	23965	18206	75.97	25728	15661	60.9	15.07	Shri B.N. Bajpai
Central	7034	5275	74.99	6929	4236	61.1	13.89	Shri D.M.Khaneta
EAST	29748	21185	71.21	29441	15908	54	17.21	Shri R.K. Sharma
Total	95309	73497	77.11	96551	57667	59.73	17.39	

District wise PP% sorted on PP 2007

DISTRICT	2007			2006			QI		Incr_ over PP 06	Incr_ over QI 06
	App	Pass	PP%	APP	PASS	PP%	2007	2006		
WEST-B	8482	7878	92.88	9072	5880	64.81	278.22	235.95	28.07	42.27
SOUTH WEST-B	6214	5540	89.15	6891	4621	67.06	263.93	244.51	22.09	19.42
NORTH WEST-B	10619	9002	84.77	10329	7160	69.32	259.78	246.37	15.45	13.41
NEW DELHI	331	278	83.99	419	263	62.77	260.80	229.5	21.22	31.30
NORTH WEST-A	9498	7458	78.52	8892	4976	55.96	242.84	226.03	22.56	16.81
EAST	12383	9636	77.82	11721	7661	65.36	246.52	241.45	12.46	5.07
NORTH	5062	3878	76.61	5004	3206	64.07	252.13	247.25	12.54	4.88
WEST-A	5963	4493	75.35	6160	3846	62.44	246.07	233.01	12.91	13.06
SOUTH WEST-A	3560	2573	72.28	4092	2506	61.24	241.69	235.34	11.04	6.35
SOUTH	14191	10093	71.12	14745	8534	57.88	235.63	222.02	13.24	13.61
CENTRAL	1641	1119	68.19	1506	767	50.93	231.91	211.16	17.26	20.75
NORTH EAST	17365	11549	66.51	17720	8247	46.54	226.22	212.3	19.97	13.92
TOTAL	95309	73497	77.11	96551	57667	59.73	246.15	230.92	17.38	15.23

Graphical view of District wise pass percentage 2007 CBSE-X



District wise sorted on increased PP

DISTRIC T	2007			2006			QI		Incr_ over PP 06	Incr_ over QI 06
	App	Pass	PP%	APP	PASS	PP%	2007	2006		
WEST-B	8482	7878	92.88	9072	5880	64.81	278.22	235.95	28.07	42.27
NORTH WEST-A	9498	7458	78.52	8892	4976	55.96	242.84	226.03	22.56	16.81
SOUTH WEST-B	6214	5540	89.15	6891	4621	67.06	263.93	244.51	22.09	19.42
NEW DELHI	331	278	83.99	419	263	62.77	260.8	229.5	21.22	31.3
NORTH EAST	17365	11549	66.51	17720	8247	46.54	226.22	212.3	19.97	13.92
CENTRAL	1641	1119	68.19	1506	767	50.93	231.91	211.16	17.26	20.75
NORTH WEST-B	10619	9002	84.77	10329	7160	69.32	259.78	246.37	15.45	13.41
SOUTH	14191	10093	71.12	14745	8534	57.88	235.63	222.02	13.24	13.61
WEST-A	5963	4493	75.35	6160	3846	62.44	246.07	233.01	12.91	13.06
NORTH	5062	3878	76.61	5004	3206	64.07	252.13	247.25	12.54	4.88
EAST	12383	9636	77.82	11721	7661	65.36	246.52	241.45	12.46	5.07
SOUTH WEST-A	3560	2573	72.28	4092	2506	61.24	241.69	235.34	11.04	6.35
TOTAL	95309	73497	77.11	96551	57667	59.73	246.15	230.92	17.38	15.23

District wise ranking for the last three years based on PP

DISTRICT	2007			2006			2005		
	App	PP%	Rank 07	APP	PP%	Rank 06	APP	PP%	Rank 05
WEST-B	8482	92.9	1	9072	64.8	4	7543	54.1	5
SOUTH WEST-B	6214	89.2	2	6891	67.1	2	6037	56.4	3
NORTH WEST-B	10619	84.8	3	10329	69.3	1	9781	53.2	7
NEW DELHI	331	84.0	4	419	62.8	6	329	58.7	1
NORTH WEST-A	9498	78.5	5	8892	56.0	10	7513	40.2	10
EAST	12383	77.8	6	11721	65.4	3	9971	56.7	2
NORTH	5062	76.6	7	5004	64.1	5	4468	55.3	4
WEST-A	5963	75.4	8	6160	62.4	7	5593	53.6	6
SOUTH WEST-A	3560	72.3	9	4092	61.2	8	3651	50.6	8
SOUTH	14191	71.1	10	14745	57.9	9	13287	39.4	11
CENTRAL	1641	68.2	11	1506	50.9	11	1430	33.9	12
NORTH EAST	17365	66.5	12	17720	46.5	12	15856	40.9	9
TOTAL	95309	77.1		96551	59.7		85459	48.0	

Districtwise ranking for the last three years

District	QI 2007	Rank 2007	QI 2006	Rank 2006	QI 2005	Rank 2005	Name of the DDE
WEST-B	278.22	1	235.95	5	214.41	6	Mrs. Daljeet Kaur
SOUTH WEST-B	263.93	2	244.51	3	216.26	4	Mr. Prem Singh
NEW DELHI	260.8	3	229.5	8	222.94	2	Mrs. Ritu Marwah
NORTH WEST-B	259.78	4	246.37	2	214.55	5	Mrs. K.D. Jassal
NORTH	252.13	5	247.25	1	224.33	1	Mrs. Neelam Verma
EAST	246.52	6	241.45	4	217.51	3	Mr. R.N. Sharma
WEST-A	246.07	7	233.01	7	213.87	7	Ms. B. Tirkey
NORTH WEST-A	242.84	8	226.03	9	198.47	9	Mrs. Urmil Khanna
SOUTH WEST-A	241.69	9	235.34	6	208.42	8	Mr. R.A. Yadav
SOUTH	235.63	10	222.02	10	192.85	10	Mrs. Anita Satia
CENTRAL	231.91	11	211.16	12	188.77	12	Mrs. Ritu Marwah
NORTH EAST	226.22	12	212.3	11	189.73	11	Mr. R.A. Haritash

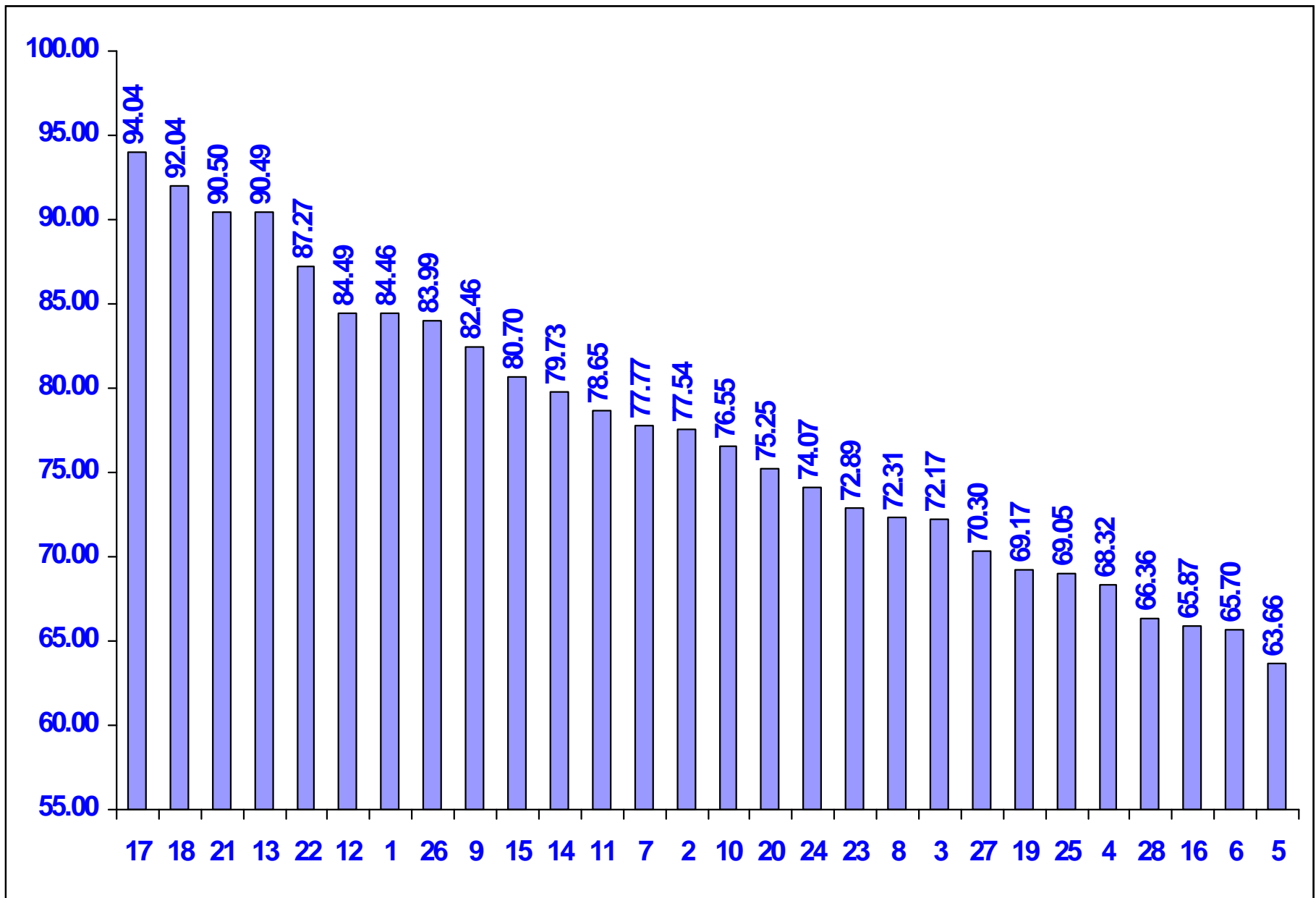
Zone-wise CBSE Result – 2007 according to PP – Class X

Rank	Zone No	2007			2006			Difference	Name of the EO/DEO
		App	Pass	PP	APP	Pass	PP		
1	17	3542	3331	94.04	3639	2389	65.7	28.34	Shri Kshetra Pal, EO
2	18	4940	4547	92.04	5433	3491	64.3	27.74	Shri Harikant Pandey, DEO
3	21	3621	3277	90.5	4003	2629	65.7	24.8	Shri Har Lal Singh, EO
4	13	3397	3074	90.49	3064	2517	82.2	8.29	Shri R.P. Yadav, EO
5	22	2593	2263	87.27	2888	1992	69	18.27	Shri Jang Bahadur, EO
6	12	4248	3589	84.49	4100	2542	62	22.49	Shri Krishna Lal, EO
7	1	2690	2272	84.46	2445	1788	73.1	11.36	Smt. B.B. Punj, EO
8	26	331	278	83.99	419	263	62.8	21.19	Smt. Sharda Rani, EO
9	9	3165	2610	82.46	3354	2035	60.7	21.76	Shri Sant Ram Kapoor, EO
10	15	1731	1397	80.7	2107	1467	69.6	11.1	Smt. Paramjeet Kaur, EO
11	14	2225	1774	79.73	2213	1392	62.9	16.83	Shri Devi Singh, EO
12	11	2974	2339	78.65	3165	2101	66.4	12.25	Shri P.D. Yadav, EO
13	7	3982	3097	77.77	3925	2641	67.3	10.47	Smt. Neelam Gulati, EO
14	2	6869	5326	77.54	6471	4272	66	11.54	Shri Arun Prakash Dhoundiyal, DEO

Zone-wise CBSE Result – 2007 according to PP – Class X

Rank	Zone No	2007			2006			Difference	Name of the EO/DEO
		App	Pass	PP	APP	Pass	PP		
15	10	6333	4848	76.55	5538	2941	53.1	23.45	Smt. Indira Ranga, EO
16	20	1818	1368	75.25	2162	1378	63.7	11.55	Shri Khan Chand, EO
17	24	1917	1420	74.07	2250	1325	58.9	15.17	Smt. Mona Sahni, EO
18	23	5160	3761	72.89	4985	3121	62.6	10.29	Smt. Neelima Sharma, DEO
19	8	1080	781	72.31	1079	565	52.4	19.91	Shri Mahendra Kumar Agrawal, DEO
20	3	2824	2038	72.17	2805	1601	57.1	15.07	Shri Lilay Singh, DEO
21	27	761	535	70.3	804	373	46.4	23.9	Smt. Vimla Singh, EO
22	19	1742	1205	69.17	1930	1128	58.5	10.67	Smt. Sunder Mani Kullu, EO
23	25	7114	4912	69.05	7510	4088	54.4	14.65	Smt. Kusumlata Sharma, EO
24	4	8023	5481	68.32	8559	3917	45.8	22.52	Shri Surendra Pal Singh, EO
25	28	880	584	66.36	702	394	56.1	10.26	Shri Ramesh C. Mohan, EO
26	16	2007	1322	65.87	1840	987	53.6	12.27	Smt. Neena Kumar, EO
27	6	5938	3901	65.7	5627	2703	48	17.7	Smt. Usha Kumari, EO
28	5	3404	2167	63.66	3534	1627	46	17.66	Shri Rajendra Prasad Garg, EO

Graphical view of zone wise pass percent CBSE 2007 - X



Zone-wise CBSE Result – 2007 sorted on increase in PP

Rank	Zone No	2007			2006		Difference
		App	Pass	PP	APP	PP	
1	17	3542	3331	94.04	3639	65.7	28.34
2	18	4940	4547	92.04	5433	64.3	27.74
3	21	3621	3277	90.5	4003	65.7	24.8
4	27	761	535	70.3	804	46.4	23.9
5	10	6333	4848	76.55	5538	53.1	23.45
6	4	8023	5481	68.32	8559	45.8	22.52
7	12	4248	3589	84.49	4100	62	22.49
8	9	3165	2610	82.46	3354	60.7	21.76
9	26	331	278	83.99	419	62.8	21.19
10	8	1080	781	72.31	1079	52.4	19.91
11	22	2593	2263	87.27	2888	69	18.27
12	6	5938	3901	65.7	5627	48	17.7
13	5	3404	2167	63.66	3534	46	17.66
14	14	2225	1774	79.73	2213	62.9	16.83

Zone-wise CBSE Result – 2007 sorted on increase in PP

Rank	Zone No	2007			2006		Difference
		App	Pass	PP	APP	PP	
15	24	1917	1420	74.07	2250	58.9	15.17
16	3	2824	2038	72.17	2805	57.1	15.07
17	25	7114	4912	69.05	7510	54.4	14.65
18	16	2007	1322	65.87	1840	53.6	12.27
19	11	2974	2339	78.65	3165	66.4	12.25
20	20	1818	1368	75.25	2162	63.7	11.55
21	2	6869	5326	77.54	6471	66	11.54
22	1	2690	2272	84.46	2445	73.1	11.36
23	15	1731	1397	80.7	2107	69.6	11.1
24	19	1742	1205	69.17	1930	58.5	10.67
25	7	3982	3097	77.77	3925	67.3	10.47
26	23	5160	3761	72.89	4985	62.6	10.29
27	28	880	584	66.36	702	56.1	10.26
28	13	3397	3074	90.49	3064	82.2	8.29
		95309	73497		96551		

Zonewise ranking for the last three years based on PP

Zone No	2007			2006			2005		
	App	PP	Rank 07	APP	PP	Rank 06	App	PP	Rank 05
17	3542	94.04	1	3639	65.7	8	2883	57.6	7
18	4940	92.04	2	5433	64.3	10	4660	51.9	13
21	3621	90.5	3	4003	65.7	9	3463	56.2	9
13	3397	90.49	4	3064	82.2	1	3134	66.3	1
22	2593	87.27	5	2888	69	4	2574	56.6	8
12	4248	84.49	6	4100	62	15	3858	39.3	22
1	2690	84.46	7	2445	73.1	2	2212	63.5	2
26	331	83.99	8	419	62.8	13	329	58.7	3
9	3165	82.46	9	3354	60.7	16	2839	47.6	16
15	1731	80.7	10	2107	69.6	3	1861	54.4	11
14	2225	79.73	11	2213	62.9	12	1998	58.3	4
11	2974	78.65	12	3165	66.4	6	2789	57.6	6
7	3982	77.77	13	3925	67.3	5	3463	58.2	5
2	6869	77.54	14	6471	66	7	5381	54.9	10

Zonewise ranking for the last three years based on PP

Zone No	2007			2006			2005		
	App	PP	Rank 07	APP	PP	Rank 06	App	PP	Rank 05
10	6333	76.55	15	5538	53.1	23	4674	35.7	26
20	1818	75.25	16	2162	63.7	11	1783	49.6	15
24	1917	74.07	17	2250	58.9	17	1917	45.4	18
23	5160	72.89	18	4985	62.6	14	4954	38.8	23
8	1080	72.31	19	1079	52.4	24	1005	45.3	19
3	2824	72.17	20	2805	57.1	19	2378	54.4	12
27	761	70.3	21	804	46.4	26	786	34	27
19	1742	69.17	22	1930	58.5	18	1868	51.5	14
25	7114	69.05	23	7510	54.4	21	6416	38.1	24
4	8023	68.32	24	8559	45.8	28	7710	37.4	25
28	880	66.36	25	702	56.1	20	644	33.7	28
16	2007	65.87	26	1840	53.6	22	1734	47.2	17
6	5938	65.7	27	5627	48	25	5079	44.6	20
5	3404	63.66	28	3534	46	27	3067	43.4	21
	95309			96551			85459		

No improvement Mathematics PP over last year

Sl. No.	Schid	Name of the School	2007	2006	Diff
1	1923070	GOVT BOYS SEC SCHOOL NO III MEHRAULI N DELHI	50.00	83.02	-33.02
2	2128008	GOVT SARVODAYA BAL VIDYALAYA RANI JHANSI RD N D	62.07	87.50	-25.43
3	1923064	GOVT CO-ED SEC SCHOOL MANDI NEW DELHI	69.70	89.29	-19.59
4	2127005	GOVT BOYS SR SEC SCHOOL MATA SUNDRI ROAD ND	61.43	79.66	-18.23
5	1923066	GOVT BOYS SEC SCH NO 3 SECT 5 DR AMBEDKAR NGR ND	42.50	60.00	-17.50
6	1720008	GOVT BOYS SEC SCHOOL NO 2 D-BLK JANAKPURI ND	72.92	90.00	-17.08
7	1822024	GOVT CO EDU SR SEC SCHOOL RAWTA NEW DELHI	45.95	61.29	-15.34
8	1207043	GOVT GIRLS SR SEC SCH NICHOLSON ROAD DELHI	41.82	56.67	-14.85
9	1207015	GOVT BOYS SR SEC SCH ROSHANARA ROAD DELHI	26.32	40.82	-14.50
10	1923004	GOVT SARVODAYA BOYS S.S.SL. (QUTAB) MEHRAULI ND	50.00	63.64	-13.64
11	1923059	P DARSHINI SARVODAYA GIRLS SSS FATEHPUR BERI ND	71.77	84.35	-12.57
12	1515006	GOVT BOYS SR SEC SCH-1 RAJOURI GARDEN EXTN ND	68.32	80.87	-12.55
13	1923026	GOVT CO-ED S S S SANJAY COLONY BHATI MINES N DL	60.71	71.76	-11.05
14	1923069	GOVT BOYS SEC SCHOOL NO II KHANPUR	59.65	70.45	-10.81
15	1822010	GOVT BOYS SR SEC SCHOOL GHUMANHERA NEW DELHI	50.00	60.00	-10.00
16	1923009	GOVT BOYS SSS NO 2 SECT IV DR.AMBEDKAR NGR ND	42.17	51.61	-9.44
17	1002016	S C H G B S S S PH-I PKT-IV MAYUR VIHAR DELHI	78.95	88.33	-9.39
18	1413019	GOVT BOYS SEC SCH AVANTIKA SECT-I ROHINI DLI	82.93	92.19	-9.26
19	1207038	GOVT GIRLS SR SEC SCHOOL 2 SHAKTI NAGAR DELHI	68.18	77.14	-8.96
20	1207109	GOVT BOYS S S S MAGAZINE ROAD DELHI	75.00	83.87	-8.87
21	1822014	GOVT BOYS SR SEC SCHOOL DHANSA NEW DELHI	81.25	90.00	-8.75
22	1925045	GOVT GIRLS SEC SCH PH-II KALKAJI N DELHI	59.29	66.96	-7.66
23	2127024	SARVODAYA GIRLS S S S NO 1 JAMA MASJID DELHI	80.65	88.24	-7.59

No improvement Mathematics PP over last year

Sl. No.	Schid	Name of the School	2007	2006	Diff
24	1207042	G G SR SEC SCH CHABI GANJ KASHMIRI GATE DLI	56.86	64.44	-7.58
25	2128006	GOVT BOYS SR SEC SCH NEW ROHTAK ROAD N DELHI	76.47	84.00	-7.53
26	1310022	GOVT CO EDU SEC SCHOOL BHORGARH DELHI	83.58	90.70	-7.12
27	1310031	SARVODAYA GIRLS SR SEC SCH ALIPUR DELHI	84.78	90.82	-6.03
28	1412033	GOVT CO-ED SEC SCH MANGOLPUR KALAN DELHI-83	82.31	88.33	-6.03
29	2127006	GOVT BOYS SR SEC SCH 2(HM) JAMA MASJID DELHI	50.00	56.00	-6.00
30	1515029	GOVT GIRLS SR SEC SCH NO 1 SUBHASH NAGAR ND	76.60	82.54	-5.94
31	1208025	GOVT SARVODAYA KANYA VIDYALAYA PUL BANGASH DELHI	88.00	93.75	-5.75
32	1514021	SARVODAYA G SSS HARI NGR CLOCK TOWER ND	87.33	93.02	-5.69
33	1821037	GOVT CO EDU SR SEC SCHOOL POCHANPUR NEW DELHI	82.26	87.76	-5.50
34	1412008	GOVT BOYS SR SEC SCH H BLOCK SULTANPURI DELHI	89.51	94.78	-5.27
35	1923021	GOVT BOYS SR SEC SCHOOL MALVIYA NAGAR N DELHI	72.97	77.61	-4.64
36	1310160	GOVT BOYS SEC SCHOOL LIBAS PUR DELHI	76.09	80.65	-4.56
37	2128031	R.P.V.V.PLOT 1 LINK RD KAROL BAGH N D	93.44	97.73	-4.28
38	1413025	SARVODAYA GIRLS SSS KANJHAWALA DELHI	87.78	92.00	-4.22
39	1309028	SARVODAYA GIRLS SSS RANA PRATAP BAGH DLI	41.51	45.45	-3.95
40	1516068	GOVT CO-ED SEC SCH INDL AREA KARAMPURA N DLI	56.52	60.00	-3.48
41	2128019	S D SARVODAYA GIRLS SSS OLD RAJINDER NAGAR N DLI	61.54	64.81	-3.28
42	1208016	SARVODAYA GIRLS SR SEC SCH IDGAH ROAD DELHI	74.07	77.14	-3.07
43	1208006	GOVT BOYS SR SEC SCHOOL PADAM NAGAR DELHI	79.07	82.05	-2.98
44	1413006	GOVT COED SR SEC SCH SECT-II ROHINI DELHI	87.89	90.86	-2.97
45	1104024	G SARVODAYA KANYA VIDYALAYA-2 C-BLK YAMUNA VIHAR	58.50	61.47	-2.96
46	1924023	G S R SARVODAYA GIRLS SSS C-BLK DEFENCE CLY N D	70.31	72.88	-2.57

No improvement Mathematics PP over last year

Sl. No.	Schid	Name of the School	2007	2006	Diff
47	1411014	GOVT BOYS SR SEC SCH D BLK ASHOK VIHAR DELHI	90.91	93.33	-2.42
48	1412011	GOVT BOYS SEC SCH R BLK MANGOL PURI DELHI	77.59	80.00	-2.41
49	1413027	SARVODAYA GIRLS SSS SECT-VIII ROHINI DLI	93.48	95.74	-2.27
50	1412027	SARVODAYA GIRLS SSS POOTH KALAN DELHI	76.51	78.77	-2.26
51	1002184	GOVT.CO-EDU.SEC.SCHOOL. GAZIPUR DELHI	73.38	75.00	-1.62
52	1720014	SARVODAYA G SSS NO 1 D BLK JANAKPURI ND	73.64	75.18	-1.53
53	1923003	B N KAROLI SARVODAYA COED SSS JONAPUR NEW DELHI	87.67	89.19	-1.52
54	1411046	GOVT. GIRLS SEC SCHOOL ANANDVAS DELHI	57.53	58.49	-0.96
55	1411123	SARVODAYA CO-ED SR SEC SCH SARASWATI VIHAR DL	97.58	98.35	-0.77
56	1411027	SARVODAYA G SSS PHASE II ASHOK VIHAR DLI	92.68	93.10	-0.42
57	1309130	GOVT BOYS SEC SCHOOL AZADPUR VILLAGE DELHI	93.33	93.75	-0.42
58	1924027	SARVODAYA GIRLS S S S NO.2 EAST OF KAILASH ND	77.17	77.53	-0.35
59	1001104	PRATIBHA VIKAS VIDYALAYA SURAJMAL VIHAR DELHI	100.00	100.00	0.00
60	1003261	RAJKIYA PRATIBHA VIKAS VIDYALAYA GANDHI NGR DLI	100.00	100.00	0.00
61	1106252	RAJKIYA PRATIBHA VIKAS VIDYALAYA NAND NAGRI DLI	100.00	100.00	0.00
62	1208092	RAJKIYA PRATIBHA VIKAS VIDYALYA KISHAN GUNJ DL	100.00	100.00	0.00
63	1413067	SARVODAYA GIRLS SSS PRASHANT VIHAR DELHI	94.50	94.50	0.00
64	1413071	GOVT. CO-EDU. SEC SCH SECTOR 15 ROHINI DELHI	100.00	100.00	0.00
65	1617024	GOVT BOYS SEC SCHOOL PHASE II NANGLOI DELHI	100.00	100.00	0.00
66	1720033	SARVODAYA GIRLS SSS GHITORNI NEW DELHI	100.00	100.00	0.00
67	1821137	RAJKIYA PRATIBHA VIKAS VIDYALAYA SEC10 DWARKA ND	100.00	100.00	0.00
68	1924038	RAJKIYA PRATIBHA VIKAS VIDALAYA LODI ROAD ND	100.00	100.00	0.00

RPVVs RESULT AT A GLANCE

Schid	SchName	App	Pass	PP	QI	Rank	
						in DOE	Over all
1003261	Gandhi Nagar-RPVV	67	67	100.00	81.59	1	11
1821137	Dwarka Sector-10, RPVV	69	69	100.00	79.75	2	27
1001104	Surajmal Vihar-RPVV	96	96	100.00	79.39	3	31
1106252	Nand Nagri, Block D-RPVV	67	67	100.00	78.28	4	41
1104149	Yamuna Vihar, Block B-RPVV	104	104	100.00	76.11	5	71
1617009	Paschim Vihar, A 6-RPVV	97	97	100.00	75.30	6	84
1925334	Lajpat Nagar-RPVV	30	30	100.00	75.20	7	88
1309124	Shalimar Bagh, Block BT-RPVV	64	64	100.00	75.13	8	93
1413076	Rohini, Sector 11-RPVV	97	97	100.00	73.80	9	116
1514023	Hari Nagar, Block BE-RPVV	95	95	100.00	71.78	10	157
1208092	Kishan Ganj-RPVV	69	69	100.00	70.28	11	176
1924038	Lodhi Road, Tyagraj Nagar-RPVV	65	65	100.00	66.70	13	225
2128031	Karol Bagh, Link Road, Plot No.1-RPVV	61	57	93.44	65.96	17	238
1720031	Vasant Kunj, B1-RPVV	98	96	97.96	65.50	15	250
		1079	1073	99.44			

- This year there are **eight schools** in top 100 compared to **three** last year in terms of quality among all schools in Delhi.
- Among Govt. Schools RPVV, Gandhi Nagar has performed best and at 11th Rank. Last year it was at 42nd Rank.

RPVVs WHEN COMPARED TO LAST YEAR'S CBSE RESULT

Sl.No.	School Name	2007			2006			Overall Rank	
		App	Pass	PP%	App	Pass	PP%	07	06
1	Gandhi Nagar	67	67	100.0	68	68	100	11	42
2	Dwarka	69	69	100.0	65	65	100	27	52
3	Surajmal Vihar	96	96	100.0	95	95	100	31	24
4	Nand Nagri	67	67	100.0	70	70	100	41	186
5	Yamuna Vihar	104	104	100.0	102	100	98	71	149
6	Paschim Vihar	97	97	100.0	87	84	96.6	84	155
7	Lajpat Nagar	30	30	100.0	22	21	95.5	88	212
8	Shalimar Bagh	64	64	100.0	69	66	95.7	93	170
9	Rohini	97	97	100.0	94	93	98.9	116	128
10	Hari Nagar	95	95	100.0	62	58	93.5	157	290
11	Kishan Ganj	69	69	100.0	33	33	100	176	218
12	Lodhi Road	65	65	100.0	56	56	100	225	168
13	Karol Bagh	61	57	93.4	44	43	97.7	238	287
14	Vasant Kunj	98	96	98.0	70	67	95.7	250	250

Ludlow Castle Schools Result CBSE Class – X 2007

Name of the School	2007			2006			QI 07	QI_06	Difference in PP%	Difference in QI
	App	Pass	PP%	App	Pass	PP%				
Raj Niwas Marg	180	178	98.89	152	145	95.39	396.67	312.37	3.50	84.30
Shankaracharya Marg	204	198	97.06	227	192	84.58	371.61	301.68	12.48	69.93
Civil Lines	195	181	92.82	215	199	92.56	360.05	301.32	0.26	58.73
Sham Nath Marg	164	158	96.34	181	144	79.56	336.81	284.69	16.78	52.12

Top 10 Non-pratibha Schools

Sl. No.	Name of the School	APP	Pass	PP%	Average Marks
1	SARVODAYA COED SSS B-4 PASCHIM VIHAR ND	137	137	100.00	67.09
2	GOVT GIRLS SR SEC SCH NO 1 ROOP NAGAR DELHI	168	166	98.81	65.18
3	S A B GOVT SARVODAYA VIDYALAYA LUDLOW CASTLE DLI	180	178	98.89	64.99
4	SARVODAYA GIRLS S S S B-3 PASCHIM VIHAR N DLI	93	84	90.32	64.79
5	SARVODAYA G S SCH QURESH NAGAR IDGAH ROAD DLI	12	12	100.00	64.46
6	GOVT GIRLS SR SEC SCH Q-BLK MANGOLPURI DELHI	29	28	96.55	63.56
7	GOVT BOYS SEC SCHOOL J-BLOCK SAKET NEW DELHI	33	32	96.97	62.81
8	GOVT CO-EDU SEC SCH PEERA GARHI VILLAGE N DLI	81	80	98.77	62.76
9	SARVODAYA GIRLS SS O-BLK MANGOLPURI DELHI	109	109	100.00	62.69
10	GOVT GIRLS SR SEC SCHOOL 1 SHAKTI NAGAR DELHI	178	173	97.19	62.39

GOVERNMENT SCHOOLS - 100% RESULT

41 Schools have attained 100% pass percentage this year. Last year it was 9.

School ID	Name of the School	App	Passed	Pass %	QI	Rank
1003261	Gandhi Nagar-RPVV	67	67	100.00	408.19	1
1821137	Dwarka Sector-10, RPVV	69	69	100.00	401.51	2
1001104	Surajmal Vihar-RPVV	96	96	100.00	399.64	3
1106252	Nand Nagri, Block D-RPVV	67	67	100.00	385.39	4
1309124	Shalimar Bagh, Block BT-RPVV	64	64	100.00	372.05	5
1617009	Paschim Vihar, A 6-RPVV	97	97	100.00	370.94	6
1104149	Yamuna Vihar, Block B-RPVV	104	104	100.00	369.91	7
1413076	Rohini, Sector 11-RPVV	97	97	100.00	367.85	8
1514023	Hari Nagar, Block BE-RPVV	95	95	100.00	364.29	9
1925334	Lajpat Nagar-RPVV	30	30	100.00	364.17	10
1208092	Kishan Ganj-RPVV	69	69	100.00	344.20	11
1617008	Paschim Vihar, B 4-SV(Co-ed)	137	137	100.00	335.62	12
1924038	Lodhi Road, Tyagraj Nagar-RPVV	65	65	100.00	329.23	13
1208027	Quresh Nagar(Urdu Medium)-GGSS	12	12	100.00	311.75	14
1412031	Mangolpuri, Block O-SKV	109	109	100.00	306.03	15
1720033	Ghitorni-SKV	69	69	100.00	305.19	16
1617006	Hiran Kudna-SV(Co-ed)	24	24	100.00	305.13	17
1617024	Nangloi, Phase II-GBSS	43	43	100.00	302.65	18
1617007	New Multan Nagar-SV(Co-ed)	141	141	100.00	302.04	19
1617021	Nangloi-GGSS	109	109	100.00	301.06	20

School ID	Name of the School	Appeared	Passed	Pass %	QI	Rank
1413001	Chandpur Majra-SV	23	23	100.00	298.87	21
1412091	Mubarakpur Dabas-GBSS	57	57	100.00	291.77	22
1617005	Ranhaulā-SV(Co-ed)	121	121	100.00	291.73	23
1413071	Rohini, Sector 15-G(Co-ed)SS	57	57	100.00	290.95	24
1310247	Auchandi-SV	56	56	100.00	287.75	25
1821027	Raj Nagar-I SKV Delhi-45	125	125	100.00	286.13	26
1514017	Vikas Puri, Distt. Centre-SKV	90	90	100.00	283.83	27
1310015	Khera Khurd-GBSSS	25	25	100.00	281.88	28
1411011	Shakurpur, No.2-GBSSS	33	33	100.00	281.67	29
1412133	Mubarikpur Dabas-GGSS	40	40	100.00	280.45	30
1618067	Vikas Nagar-G(Co-ed)SS	104	104	100.00	280.03	31
1822031	Khera Dabar-G(Co-ed)SSS	32	32	100.00	275.47	32
1822012	Kair-GBSSS	9	9	100.00	275.00	33
1822058	Pandawala Khurd-GGSSS	41	41	100.00	274.73	34
1821007	Sagarpur, No.2-GBSSS	153	153	100.00	274.50	35
1617001	Tikri Kalan-GBSS	29	29	100.00	274.31	36
1822048	Ujwa-GGSSS	32	32	100.00	274.13	37
1720015	Naraina, J.J. Camp-SKV Delhi-12	24	24	100.00	272.17	38
1411015	Ashok Vihar, Phase II-GBSSS	44	44	100.00	267.11	39
1310008	Pooth Khurd-GBSSS	50	50	100.00	255.68	40
1822025	Jhatikara-G(Co-ed)SSS	19	19	100.00	245.53	41

2007 CBSE 2007 Class X

- There are **4** schools having less than 30% results.
- Last year there were **52** schools.

School with below 30% result

1105025	New Seelampur, No.2- GGSSS	100	26	26.00	1810 8	181.08
1411018	Rampura-GBSS	37	9	24.32	6339	171.32
2127008	Matia Mahal-GBSS Delhi-6	22	5	22.73	3957	179.86
1207015	Roshanara Road-GBSSS	57	12	21.05	8690	152.46

Schools between 30% and 50%

Sl. No.	Schid	SchName	App	Pass	PP	Marks	QI
1	1106021	Seemapuri-SKV (Vishwamitra)	151	75	49.67	30087	199.25
2	2128002	Jhandewalan, Plot 6-SBV (Asharfi Devi)	135	67	49.63	26181	193.93
3	1516021	Ranjit Nagar-SKV	115	57	49.57	25672	223.23
4	1411046	Anandwas-GGSS	73	36	49.32	15017	205.71
5	1002198	Kondli-SBV	204	99	48.53	39982	195.99
6	1001151	Shahdara, Teliwara-G(Co-ed)SS	29	14	48.28	6355	219.14
7	1923026	Bhatti Mines-G(Co-ed)SSS	56	27	48.21	12506	223.32
8	1719013	R.K. Puram, Sector 2-GBSSS	83	40	48.19	16404	197.64
9	1925002	Noor Nagar-SBV	328	158	48.17	67838	206.82
10	1002177	Trilokpuri, Block 27-SBV	106	51	48.11	21587	203.65
11	1310158	Jahangirpuri, Block K-GGSSS	339	163	48.08	75208	221.85
12	1106004	Nand Nagri, Janta Flats-GBSSS	297	142	47.81	59228	199.42
13	1923069	Khanpur, No.2-GBSS Delhi-62	57	27	47.37	10685	187.46
14	1003260	Lalita Park-G(Co-ed)SSS	204	96	47.06	41311	202.50
15	1003003	Jheel Khurenja, No.1-SBV	96	45	46.88	18521	192.93
16	1003205	Shivpuri-G(Co-ed)SS	71	33	46.48	14188	199.83
17	1822024	Rawta-G(Co-ed)SSS	37	17	45.95	8036	217.19
18	1923004	Mehrauli Qutab, Sarvodaya Bal Sr. Sec. Vidyalaya	92	42	45.65	18336	199.30
19	1104143	Karawal Nagar-GBSSS	263	120	45.63	51172	194.57
20	2128001	Paharganj-SBV	78	35	44.87	16613	212.99
21	2127020	Darya Ganj, Pataudi House-GGSS Delhi	29	13	44.83	6128	211.31
22	1923065	Dr. Ambedkar Nagar, Sector IV, No.3-GBSSS	88	39	44.32	17581	199.78
23	1208219	Tulsi Nagar- GBSS	43	19	44.19	8052	187.26
24	1002020	Kalyanpuri-GBSS	132	58	43.94	24525	185.80
25	1923018	Deoli-GBSSS	233	102	43.78	45317	194.49
26	1516010	Moti Nagar SBV	113	49	43.36	21604	191.19

Schools between 30% and 50%

Sl. No.	Schid	SchName	App	Pass	PP	Marks	QI
27	1106009	Seemapuri-GBSSS	282	119	42.20	52943	187.74
28	1106019	Mandoli-SKV	244	102	41.80	46919	192.29
29	1923042	Deoli-SKV (Bachhan Prasad)	252	103	40.87	53888	213.84
30	1925045	Kalkaji, DDA Flats, Phase II-GGSS Delhi-19	113	46	40.71	22638	200.34
31	1310162	Libaspur-GGSS	215	85	39.53	42282	196.66
32	1106001	Nand Nagri, Block B-SBV (B.P)	327	129	39.45	57909	177.09
33	1925049	Joga Bai-GGSSS	123	48	39.02	26589	216.17
34	1106117	Saboli-GGSS	242	90	37.19	46308	191.36
35	1516011	Shadi Khampur-GBSS	104	38	36.54	18791	180.68
36	1207043	Nicholson Road-GGSSS	55	20	36.36	10870	197.64
37	1822010	Ghumanhera-GBSSS	22	8	36.36	4393	199.68
38	1923023	Dera-G(Co-ed)SS Delhi-30	33	12	36.36	6260	189.70
39	1208024	Lal Kuan, No.1-GGSS	14	5	35.71	2956	211.14
40	1208002	Qutab Road-SBV	51	18	35.29	10171	199.43
41	1208091	Bara Hindu Rao-(Co-ed) Sec. School	37	13	35.14	6336	171.24
42	1924005	Hari Nagar Ashram-GBSSS	77	27	35.06	14085	182.92
43	1923066	Dr. Ambedkar Nagar, Sector V, No.3-GBSS Delhi	40	14	35.00	8657	216.43
44	1309028	Rana Partap Bagh-SKV	53	18	33.96	10341	195.11
45	1208023	Kinari Bazar, Gali Barf Wali-GGSSS	12	4	33.33	2134	177.83
46	1411022	Wazirpur, J.J. Colony-GBSS	64	21	32.81	10452	163.31
47	1105108	Welcome Colony-GGSS	135	42	31.11	23212	171.94
48	1923009	Dr. Ambedkar Nagar, Sector IV, No.2-GBSSS	83	25	30.12	12043	145.10
49	1105025	New Seelampur, No.2-GGSSS	100	26	26.00	18108	181.08
50	1411018	Rampura-GBSS	37	9	24.32	6339	171.32
51	2127008	Matia Mahal-GBSS Delhi-6	22	5	22.73	3957	179.86
52	1207015	Roshanara Road-GBSSS	57	12	21.05	8690	152.46

Number of children passed in Class-X

- 2005 = 41056
- 2006 = 57667
- 2007 = 73497

Increase over 2006 = 15830

Pass in subject	Pass overall
HINDI COURSE-A	81.6
MATHEMATICS	94.3
SCIENCE & TECH.	82.9
SOCIAL SCIENCE	80.3
COMM. SANSKRIT	79.2
ENGLISH LNG & LIT.	87.1

Bottom 20 Schools Class X 2007

Sl. No.	Name of the School	App	Pass	PP%	QI
1	GOVT GIRLS SEC SCHOOL JOGA BAI OKHLA NEW DELHI	123	48	39.02	44.41
2	GOVT GIRLS SEC SCHOOL SABOLI DELHI	242	90	37.19	36.77
3	GOVT BOYS SEC SCHOOL SHADI KHAMPUR N DELHI	104	38	36.54	35.73
4	GOVT GIRLS SR SEC SCH NICHOLSON ROAD DELHI	55	20	36.36	39.12
5	GOVT BOYS SR SEC SCHOOL GHUMANHERA NEW DELHI	22	8	36.36	38.33
6	GOVT CO-ED SEC SCHOOL DERA NEW DELHI	33	12	36.36	36.52
7	GOVT GIRLS SR. SEC SCH NO 1 LAL KUAN DELHI	14	5	35.71	42.79
8	SARVODAYA BOYS S S S QUTAB ROAD DELHI	51	18	35.29	38.15
9	GOVT CO-ED SEC SCHOOL BARA HINDU RAO DELHI	37	13	35.14	33.51
10	GOVT BOYS SR SEC SCH HARI NAGAR ASHRAM N D	77	27	35.06	36.87
11	GOVT BOYS SEC SCH NO 3 SECT 5 DR AMBEDKAR NGR ND	40	14	35.00	42.18
12	SARVODAYA GIRLS SSS RANA PRATAP BAGH DLI	53	18	33.96	38.43
13	G G SR SEC SCH GALI BARAF WALI KINARI BZR DLI	12	4	33.33	34.03
14	GOVT BOYS SEC SCHOOL JJ COLONY WAZIRPUR DELHI	64	21	32.81	32.61
15	GOVT GIRLS SEC SCH NEW SEELAMPUR DELHI	135	42	31.11	34.57
16	GOVT BOYS SSS NO 2 SECT IV DR.AMBEDKAR NGR ND	83	25	30.12	40.53
17	GOVT GIRLS SR SEC SCHOOL NEW SEELAMPUR DELHI	100	26	26.00	35.33
18	GOVT BOYS SR SEC SCHOOL RAMPURA DELHI	37	9	24.32	33.08
19	GOVT BOYS SEC SCH UM MATIA MAHAL J MASJID DLI	22	5	22.73	34.77
20	GOVT BOYS SR SEC SCH ROSHANARA ROAD DELHI	57	12	21.05	30.13

Top 20 schools based on increase in PP over 2006

Sl. No.	Schid	SchName	2007			2006			Imp in PP over 2006
			App	PP	QI	App	PP	QI	
1	1822025	Jhatikara-G(Co-ed)SSS	19	100.00	245.53	19	21.05	193.74	78.95
2	1309012	Rana Partap Bagh-SBV	9	88.89	245.89	44	15.91	153.82	72.98
3	1821041	Shahabad Mohammadpur-GBSSS	30	90.00	260.67	57	19.30	180.68	70.70
4	1310008	Pooth Khurd-GBSSS	50	100.00	255.68	68	35.29	182.47	64.71
5	1412133	Mubarikpur Dabas-GGSS	40	100.00	280.45	34	35.29	203.59	64.71
6	1208095	Shastri Nagar-SKV	61	91.80	255.11	120	30.83	205.44	60.97
7	1104020	Gokalpuri-SKV	322	88.51	246.92	482	28.84	190.30	59.67
8	1822012	Kair-GBSSS	9	100.00	275.00	24	41.67	222.33	58.33
9	1310007	Nangal Thakran-SBV (Ved Pandit Khushi Ram)	67	98.51	262.81	106	41.51	195.00	57.00
10	1412005	Sultanpuri-GBSSS	139	87.77	246.71	188	31.38	170.55	56.39
11	1516140	West Patel Nagar-GBSSS	128	54.69	210.77				54.69
12	1618008	Uttam Nagar-SBV	95	86.32	243.05	123	32.52	187.20	53.80
13	1310005	Tikri Khurd-SV	54	75.93	230.44	88	22.73	176.22	53.20
14	1310168	Bankner-SBV	126	76.19	230.78	120	24.17	172.35	52.02
15	1618059	Bindapur-GBSSS Delhi-59	162	88.89	250.06	317	36.91	180.05	51.98
16	2128007	Dev Nagar-GBSSS	78	76.92	215.87	36	25.00	188.56	51.92
17	1923019	Dr. Ambedkar Nagar, Sector IV, 2nd Shift-GBSS	52	80.77	231.60	55	29.09	172.02	51.68
18	1310023	Mukhmail Pur-G(Co-ed)SSS	101	97.03	250.12	87	45.98	208.90	51.05
19	1617029	Bakkarwala-G(Co-ed)SS	40	97.50	281.35	47	46.81	206.23	50.69
20	1413181	Jaunti-SV	37	97.30	256.00	113	46.90	209.26	50.39

Bottom 20 schools whose pp has decreased

Sl. No.	Schid	SchName	2007			2006			Imp in PP over 2006	Imp in QI over 2007
			App	PP	QI	App	PP	QI		
1	1310160	Libaspur-GBSS	184	64.67	214.15	63	76.19	242.43	-11.52	-28.28
2	1923004	Mehrauli Qutab, Sarvodaya Bal Sr. Sec. Vidyalaya	92	45.65	199.30	111	57.66	216.53	-12.01	-17.23
3	1923009	Dr. Ambedkar Nagar, Sector IV, No.2-GBSSS	83	30.12	210.11	94	43.62	199.05	-13.50	11.06
4	1822024	Rawta-G(Co-ed)SSS	37	45.95	217.19	31	61.29	235.65	-15.34	-18.46
5	1411009	Keshavpuram, No.1-GBSSS	69	68.12	214.84	61	83.61	249.33	-15.49	-34.49
6	1923021	Hauz Rani-GBSS Delhi-17	37	56.76	209.08	66	72.73	239.53	-15.97	-30.45
7	1720008	Janak Puri, Block D, No.2-GBSS Delhi	48	64.58	215.02	69	81.16	235.25	-16.58	-20.23
8	1207043	Nicholson Road-GGSSS	55	36.36	197.64	30	53.33	236.00	-16.97	-38.36
9	1923059	Fatehpur Beri-SKV (Priya Darshani)	124	62.90	222.49	118	81.36	249.60	-18.45	-27.11
10	1923069	Khanpur, No.2-GBSS Delhi-62	57	47.37	187.46	44	65.91	219.89	-18.54	-32.43
11	1207015	Roshanara Road-GBSSS	57	21.05	152.46	49	40.82	194.98	-19.76	-42.52
12	2127024	Jama Masjid, No.1(Hindi Medium)-SKV	31	67.74	225.55	17	88.24	251.41	-20.49	-25.86
13	1923026	Bhatti Mines-G(Co-ed)SSS	56	48.21	223.32	85	69.41	230.92	-21.20	-7.60
14	1925045	Kalkaji, DDA Flats, Phase II-GGSS Delhi-19	113	40.71	200.34	116	62.07	212.13	-21.36	-11.79
15	1515006	Rajouri Garden Extn.-GBSSS	101	56.44	206.93	114	78.95	250.37	-22.51	-43.44
16	1822010	Ghumanhera-GBSSS	22	36.36	199.68	15	60.00	230.80	-23.64	-31.12
17	1923066	Dr. Ambedkar Nagar, Sector V, No.3-GBSS Delhi	40	35.00	216.43	35	60.00	222.40	-25.00	-5.97
18	1923064	Maandi, Mehrauli-G(Co-ed)SS	33	63.64	203.52	28	89.29	246.57	-25.65	-43.06
19	1822014	Dhansa-GBSSS	32	62.50	211.78	10	90.00	235.30	-27.50	-23.52
20	1923070	Mehrauli, No.3-GBSS Delhi-30	48	50.00	226.73	53	81.13	226.81	-31.13	-0.08

Top 20 schools where quality has improved

Sl. No.	Schid	SchName	2007			2006			Imp in PP over 2006	Imp in QI over 2006
			App	PP	QI	App	PP	QI		
1	1309012	Rana Partap Bagh-SBV	9	88.89	245.89	44	15.91	153.82	72.98	92.07
2	1617006	Hiran Kudna-SV(Co-ed)	24	100.00	305.13	48	60.42	213.63	39.58	91.50
3	1617028	Peera Garhi Village-G(Co-ed)SSS Delhi-87	81	98.77	309.16	79	59.49	225.13	39.27	84.03
4	2127007	Bela Road-GBSS Delhi-2	18	77.78	267.28	17	29.41	183.41	48.37	83.87
5	1821041	Shahabad Mohammadpur-GBSSS	30	90.00	260.67	57	19.30	180.68	70.70	79.98
6	1412085	Sultanpuri, Block D-GBSS	34	79.41	273.15	40	47.50	193.33	31.91	79.82
7	1412133	Mubarikpur Dabas-GGSS	40	100.00	280.45	34	35.29	203.59	64.71	76.86
8	1412005	Sultanpuri-GBSSS	139	87.77	246.71	188	31.38	170.55	56.39	76.16
9	1617029	Bakkarwala-G(Co-ed)SS	40	97.50	281.35	47	46.81	206.23	50.69	75.12
10	1310008	Pooth Khurd-GBSSS	50	100.00	255.68	68	35.29	182.47	64.71	73.21
11	1618059	Bindapur-GBSSS Delhi-59	162	88.89	250.06	317	36.91	180.05	51.98	70.01
12	1617035	Nangloi, J.J. Colony-GGSSS	215	89.30	283.73	262	54.96	213.81	34.34	69.93
13	1310004	Sannoth-SV	86	66.28	215.12	71	22.54	146.42	43.74	68.69
14	1310007	Nangal Thakran-SBV (Ved Pandit Khushi Ram)	67	98.51	262.81	106	41.51	195.00	57.00	67.81
15	1925012	Kalkaji, Block G-GBSSS	62	88.71	254.89	105	44.76	188.44	43.95	66.45
16	1412080	Mangolpuri, Block Q-GGSSS	29	96.55	318.72	54	77.78	252.28	18.77	66.45
17	2127025	Chashma Building(Urdu Medium)-GGSSS	39	58.97	242.95	44	13.64	176.64	45.34	66.31
18	1617012	Tikri Kalan-SKV	52	96.15	303.10	60	50.00	237.38	46.15	65.71
19	1617017	Nangloi, Sultanpuri Road-GBSSS	104	93.27	276.38	101	46.53	210.70	46.73	65.68
20	1310019	Bawana-GBSSS	93	98.92	271.84	74	59.46	208.01	39.47	63.83

Bottom 20 schools whose quality has decreased

Sl. No.	Schid	SchName	2007			2006			Imp in PP over 2006	Imp in QI over 2007
			App	PP	QI	App	PP	QI_06		
1	1720029	Mahipal Pur-GBSSS	68	72.06	234.51	82	70.73	264.66	1.33	-30.14
2	1923021	Hauz Rani-GBSS Delhi-17	37	56.76	209.08	66	72.73	239.53	-15.97	-30.45
3	2127004	Kamla Market, Zeenat Mahal-GBSS Delhi	14	92.86	214.79	11	81.82	245.27	11.04	-30.49
4	1310164	Narela, Pocket 5 & 6-GGSS	103	81.55	222.51	62	80.65	253.42	0.91	-30.90
5	1822010	Ghumanhera-GBSSS	22	36.36	199.68	15	60.00	230.80	-23.64	-31.12
6	1923003	Jonapur Baba Neem Karoli, Sarvodaya (Co-ed) Sr. Sec. Vidyalaya	73	86.30	253.51	37	86.49	285.19	-0.19	-31.68
7	1923069	Khanpur, No.2-GBSS Delhi-62	57	47.37	187.46	44	65.91	219.89	-18.54	-32.43
8	1516025	Kirti Nagar-GGSSS	71	63.38	219.82	66	57.58	252.88	5.80	-33.06
9	1924038	Lodhi Road, Tyagraj Nagar-RPVV	65	100.00	329.23	56	100.00	362.59	0.00	-33.36
10	1822051	Ghumanhera-GGSS Delhi	39	89.74	275.95	30	90.00	309.80	-0.26	-33.85
11	1411009	Keshavpuram, No.1-GBSSS	69	68.12	214.84	61	83.61	249.33	-15.49	-34.49
12	1310031	Alipur-SKV	138	80.43	255.60	98	90.82	292.83	-10.38	-37.23
13	1207019	Shakti Nagar, No.1-GBSSS	138	97.83	302.53	105	97.14	340.30	0.68	-37.78
14	1207043	Nicholson Road-GGSSS	55	36.36	197.64	30	53.33	236.00	-16.97	-38.36
15	1822040	Kair-SKV	30	73.33	222.23	20	80.00	263.05	-6.67	-40.82
16	1822006	Daulat Pur-SV	73	57.53	202.77	52	55.77	243.62	1.77	-40.85
17	1207015	Roshanara Road-GBSSS	57	21.05	152.46	49	40.82	194.98	-19.76	-42.52
18	1923064	Maandi, Mehrauli-G(Co-ed)SS	33	63.64	203.52	28	89.29	246.57	-25.65	-43.06
19	1515006	Rajouri Garden Extn.-GBSSS	101	56.44	206.93	114	78.95	250.37	-22.51	-43.44
20	1208025	Pul Bangash-SKV	25	84.00	221.56	16	93.75	300.88	-9.75	-79.32

Students who have obtained 100 marks in Mathematics

Sl. No.	School ID	Name of the School	Name of the Student
1	1002185	Vasundhra Enclave-G(Co-ed)SS	AVINASH MISHRA
2	1002032	West Vinod Nagar-SKV	MEENAKSHI TIWARI
3	1003261	Gandhi Nagar-RPVV	SWATI GUPTA
4	1001020	Bhola Nath Nagar, No.2-GGSSS	RUCHI GUPTA
5	1001002	Vivek Vihar-SBV	ABHISHEK
6	1001002	Vivek Vihar-SBV	MOHIT SHARMA
7	1105110	Shahadara, G.T. Road-SKV (Mani Ben Patel Bharti Mahila)	PAYAL GUPTA
8	1106252	Nand Nagri, Block D-RPVV	PUNEET BHARDWAJ
9	1104262	Tukhmirpur-GGSSS	GARIMA LODHI
10	1207108	Raj Niwas Marg, RPVV	SARANASH GOYAL
11	1207108	Raj Niwas Marg, RPVV	CHANCHAL
12	1207108	Raj Niwas Marg, RPVV	MOHINI MADAAN
13	1207032	Lancer Road-SV	HARSHIT MEHTA
14	1207022	Mori Gate, No.1-SBV	SURYA VIJAY SINGH
15	1207037	Shakti Nagar, No.1-SKV	SONAL GUPTA
16	1207037	Shakti Nagar, No.1-SKV	MANSI JAIN
17	1207039	Roop Nagar, No.1-GGSSS	SRISHTI GUPTA
18	1207004	Nehru Vihar-G(CO-ED) SSS	PRATEEK UPADHYAY
19	1309034	Adarsh Nagar-GGSSS	PRIYA GOEL
20	1309034	Adarsh Nagar-GGSSS	SONIA
21	1413026	Rithala-SKV	SHWETA BHARTI
22	1411002	Shakurpur, No.1-SBV	RAVI GUPTA

Students who have obtained 100 marks in Mathematics

Sl. No.	School ID	Name of the School	Name of the Student
23	1413076	Rohini, Sector 11-RPVV	ISHU GUPTA
24	1413004	Rohini, Sector 6-SV	JYOTI
25	1514023	Hari Nagar, Block BE-RPVV	AKHILESH JHA
26	1514023	Hari Nagar, Block BE-RPVV	AKHIL AGGARWAL
27	1617032	Paschim Vihar, A 6-G(Co-ed)SSS	MANOJ KUMAR
28	1618002	Vikas Puri,Block A-SBV	DEVENDER ISSAR
29	1617009	Paschim Vihar, A 6-RPVV	BHUVNESHWAR YADAV
30	1618005	Janakpuri, Block C, No.2-GBSSS	VIKRANT
31	1618018	Janakpuri, Block A-SKV	ADITYA PRAKASH PANDEY
32	1719001	R.K. Puram, Sector 12-SV (Jose Marti)	RAHUL JAIN
33	1821001	Palam Enclave, No.2-SBV	HIMANSHU SHARMA
34	1821001	Palam Enclave, No.2-SBV	JAGVINDER
35	1821027	Raj Nagar-I SKV Delhi-45	SANGEETA
36	1822044	Najafgarh, No.1-GGSSS	SANDHYA GUPTA
37	1821137	Dwarka Sector-10, RPVV	DILIP KUMAR
38	1821137	Dwarka Sector-10, RPVV	MANOHAR SINGH
39	1821137	Dwarka Sector-10, RPVV	PRITAM
40	1821137	Dwarka Sector-10, RPVV	GHANSHYAM SAINI
41	1821137	Dwarka Sector-10, RPVV	ROHIT TOMER
42	1821137	Dwarka Sector-10, RPVV	HITESH VATS
43	1924001	Sriniwaspuri-SBV (Govind Ballabh Pant)	RAJEEV

Number of students obtained 100 marks in various subjects

In Maths	43 students
In Science	3 students
In Social Science	1 student
In Sanskrit	1 student

Students who have obtained 100 marks

Social Science

1	1309124	Shalimar Bagh, Block BT-RPVV	SHRAY SAXENA
---	---------	------------------------------	--------------

Science & Technology

1	1003261	Gandhi Nagar-RPVV	SAGAR GOEL
2	1413076	Rohini, Sector 11-RPVV	AMIT KUMAR
3	1413076	Rohini, Sector 11-RPVV	SHUBHAM MISHRA

Sanskrit

1	1001104	Surajmal Vihar-RPVV	ASHISH BALODHI
---	---------	---------------------	----------------

Schools and number of students obtained 100 marks in Maths

Sl. No.	School ID	Name of the School	No. of students
1	1821137	Dwarka Sector-10, RPVV	6
2	1207108	Raj Niwas Marg, RPVV	3
3	1001002	Vivek Vihar-SBV	2
4	1207037	Shakti Nagar, No.1-SKV	2
5	1309034	Adarsh Nagar-GGSSS	2
6	1514023	Hari Nagar, Block BE-RPVV	2
7	1821001	Palam Enclave, No.2-SBV	2
8	1001020	Bhola Nath Nagar, No.2-GGSSS	1
9	1002032	West Vinod Nagar-SKV	1
10	1002185	Vasundhra Enclave-G(Co-ed)SS	1
11	1003261	Gandhi Nagar-RPVV	1
12	1104262	Tukhmirpur-GGSSS	1
13	1105110	Shahadara, G.T. Road-SKV (Mani Ben Patel Bharti Mahila)	1
14	1106252	Nand Nagri, Block D-RPVV	1
15	1207004	Nehru Vihar-G(CO-ED) SSS	1
16	1207022	Mori Gate, No.1-SBV	1

Schools and number of students obtained 100 marks in Maths

Sl. No.	School ID	Name of the School	No. of students
17	1207032	Lancer Road-SV	1
18	1207039	Roop Nagar, No.1-GGSSS	1
19	1411002	Shakurpur, No.1-SBV	1
20	1413004	Rohini, Sector 6-SV	1
21	1413026	Rithala-SKV	1
22	1413076	Rohini, Sector 11-RPVV	1
23	1617009	Paschim Vihar, A 6-RPVV	1
24	1617032	Paschim Vihar, A 6-G(Co-ed)SSS	1
25	1618002	Vikas Puri,Block A-SBV	1
26	1618005	Janakpuri, Block C, No.2-GBSSS	1
27	1618018	Janakpuri, Block A-SKV	1
28	1719001	R.K. Puram, Sector 12-SV (Jose Marti)	1
29	1821027	Raj Nagar-I SKV Delhi-45	1
30	1822044	Najafgarh, No.1-GGSSS	1
31	1924001	Sriniwaspuri-SBV (Govind Ballabh Pant)	1

CBSE Result 2006- GOVT. SCHOOLS
Boys Schools/Girls Schools/Co-Ed Schools

Class X				
Boys Schools				
Appeared	Passed	Pass %	Total Marks	Q.I
35720	26216	73.4	8372300	234.4
Girls Schools				
Appeared	Passed	Pass %	Total Marks	Q.I
43300	33595	77.6	10810803	249.7
Co-Ed Schools				
Appeared	Passed	Pass %	Total Marks	Q.I
16133	13551	84.0	4240160	262.8

Merged schools result before and after

Sl. No.	Schid	Schname	After Merger		Before Merger		Diff After Merger	
			App	PP	TotApp06	PP06	DIFAP	DIFP
		Total	3786	77.02	4000	56.48	-214	20.55
1	2127025	Chashma Building(Urdu Medium)-GGSSS	39	58.97	56	10.7	-17	48.26
2	1617036	Amalwas, Jawalपुरi-SKV	163	88.34	136	46.3	27	42.02
3	1106012	Dilshad Garden, Block J&K-GBSSS	187	82.35	266	42.5	-79	39.87
4	1106119	Nand Nagri, Block D-GBSSS	65	86.15	47	46.8	18	39.35
5	1207011	Shakti Nagar, No.3-SV	100	62.00	125	26.4	-25	35.60
6	1514008	Janakपुरi, Block B, No.2-SBV (Shaheed Capt. Anuj Nayyar)	166	92.17	153	56.9	13	35.31
7	1411001	Anandwas-SBV	98	64.29	141	36.2	-43	28.12
8	1208014	Partap Nagar-S(Co-ed)V	100	91.00	62	64.5	38	26.48
9	1411019	Bharat Nagar-GBSSS	59	67.80	89	41.6	-30	26.22
10	1514021	Hari Nagar, Clock Tower-SV	150	84.67	143	61.5	7	23.13
11	1207041	Roop Nagar, No.3-GGSSS	111	62.16	111	39.6	0	22.52
12	1208015	Sarai Rohilla-SKV	133	78.95	164	56.7	-31	22.24
13	1618021	Uttam Nagar, No.2-GGSSS	259	95.75	293	74.4	-34	21.35
14	1515023	Punjabi Bagh, No.2-SKV	114	74.56	141	53.9	-27	20.66

Merged schools result before and after

Sl. No.	Schid	Schname	After Merger		Before Merger		Diff After Merger	
			App	PP	TotA pp06	PP06	DIFAP	DIFP P
		Total	3786	77.02	4000	56.48	-214	20.55
15	1618002	Vikas Puri,Block A-SBV	284	96.48	293	78.2	-9	18.3 2
16	1924025	Defence Colony, Block A- SN SKV	132	83.33	142	66.2	-10	17.1 4
17	1514005	Tilak Nagar, No.1-SBV	120	55.00	115	40.0	5	15.0 0
18	1924014	Defence Colony, Varun Marg-GBSSS	80	60.00	117	45.3	-37	14.7 0
19	1514019	Janakpuri, Block B SKV	162	81.48	188	71.3	-26	10.2 0
20	1719070	R.K.Puram, Sector-6, Govt. S.(Co-ed) SSS	201	59.20	216	49.5	-15	9.67
21	1516010	Moti Nagar SBV	113	43.36	97	34.0	16	9.34
22	1514016	Tilak Nagar, No.3-SKV	193	72.54	184	63.6	9	8.95
23	1618004	Uttam Nagar, No.2-GBSSS	192	67.71	201	59.2	-9	8.50
24	1516018	Moti Nagar SKV	192	87.50	154	79.9	38	7.63
25	1310021	Jahangirpuri, Block K-GBSSS	235	55.74	244	50.0	-9	5.74
26	1413027	Sarvodaya Co-ed Vidyalaya Sec. 8 Rohini	138	93.48	122	91.0	16	2.49

Pass % based on enrolment in Govt. schools

Enrolment	Appeared	Passed	PP	Total_Marks	QI
<=300	956	696	72.80	230871	241.5
>300 & <=600	4864	3659	75.23	1204834	247.7
>600 & <=1000	17182	13261	77.18	4205492	244.7
>1000 & <=1500	26053	20418	78.30	6447380	247.4
>1500	46036	35279	76.63	11319726	245.9

CBSE RESULT SHIFT WISE

Class X

Single Shift Schools

Appeared	Passed	Pass %	Total Marks	Q.I
38348	30375	79.20	9652058	251.7

Double Shift Schools

Appeared	Passed	Pass %	Total Marks	Q.I
56805	42987	75.67	13771205	242.4

Comparison of adopted schools before and after

Sl. No.	Schid	Sch Name	2007			2006			DIFAP	DIFPP	DIFQI
			App	PP	QI	App	PP	QI			
		Total	4709	54.96	211.2	4950	27.1	179.4	-241	27.91	31.73
1	1822025	Jhatikara-G(Co-ed)SSS	19	100.00	245.53	19	21.05	193.74	0	78.95	51.79
2	1309012	Rana Partap Bagh-SBV	9	88.89	245.89	44	15.91	153.82	-35	72.98	92.07
3	1821041	Shahabad Mohammadpur-GBSSS	30	90.00	260.67	57	19.30	180.68	-27	70.70	79.98
4	1104020	Gokalpuri-SKV	322	88.51	246.92	482	28.84	190.30	-160	59.67	56.62
5	1310005	Tikri Khurd-SV	54	75.93	230.44	88	22.73	176.22	-34	53.20	54.23
6	1310168	Bankner-SBV	126	76.19	230.78	120	24.17	172.35	6	52.02	58.43
7	2128007	Dev Nagar-GBSSS	78	76.92	215.87	36	25.00	188.56	42	51.92	27.32
8	1923019	Dr. Ambedkar Nagar, Sector IV, 2nd Shift-GBSS	52	80.77	231.60	55	29.09	172.02	-3	51.68	59.58
9	1821036	Chhawla-GBSSS	47	74.47	225.91	45	24.44	185.80	2	50.02	40.11
10	1310161	Barwala-G(Co-ed)SS	32	78.13	219.91	24	29.17	177.21	8	48.96	42.70
11	2127007	Bela Road-GBSS Delhi-2	18	77.78	267.28	17	29.41	183.41	1	48.37	83.87
12	2127022	Haweli Azam Khan-GGSS Delhi-2	35	68.57	230.23	48	20.83	176.35	-13	47.74	53.87
13	2127025	Chashma Building(Urdu Medium)-GGSSS	39	58.97	242.95	44	13.64	176.64	-5	45.34	66.31
14	1310004	Sannoth-SV	86	66.28	215.12	71	22.54	146.42	15	43.74	68.69
15	1002010	Trilokpuri, Block 20-SBV	64	71.88	239.78	132	30.30	177.21	-68	41.57	62.57
16	1104262	Tukhmirpur-GGSSS	139	79.86	250.49	148	39.86	194.33	-9	39.99	56.16
17	1105004	New Seelampur, No.1-SBV	107	58.88	195.58	126	19.05	164.10	-19	39.83	31.48
18	1310030	Holambi Kalan-G(CO-ED) SS	66	65.15	243.91	65	26.15	188.91	1	39.00	55.00
19	1411019	Bharat Nagar-GBSSS	59	67.80	223.71	41	29.27	173.34	18	38.53	50.37
20	2127002	Jama Masjid, No.1(Urdu Medium)-SBV	17	52.94	233.24	20	15.00	187.60	-3	37.94	45.64
21	1720023	Naraina, J.J. Camp-GBSS	19	63.16	197.37	43	25.58	164.09	-24	37.58	33.28
22	1003004	Kailash Nagar-SBV	62	61.29	201.98	72	29.17	172.65	-10	32.12	29.33
23	2127020	Darya Ganj, Pataudi House-GGSS Delhi	29	44.83	211.31	15	13.33	176.33	14	31.49	34.98

Comparison of adopted schools before and after

24	1105018	Jafrabad, Zeenat Mahal(Urdu Medium)-SKV	296	55.07	218.91	366	25.96	179.57	-70	29.11	39.35
25	1105021	Shastri Park-SKV	179	50.28	201.15	160	21.25	182.19	19	29.03	18.96
26	1105009	New Seelampur, No.2-GBSS	78	52.56	211.08	153	24.18	162.82	-75	28.38	48.26
27	2127027	Kalan Mahal-GGSS Delhi	33	51.52	230.24	46	23.91	210.13	-13	27.60	20.11
28	1104335	Sonia Vihar-GGSS	124	53.23	222.44	124	25.81	189.54	0	27.42	32.90
29	1924004	Jangpura-GBSSS	66	54.55	202.27	66	30.30	175.79	0	24.24	26.48
30	1105008	Jafrabad-GBSSS	193	51.81	217.31	126	27.78	182.05	67	24.04	35.26
31	1310158	Jahangirpuri, Block K-GGSSS	339	48.08	221.85	326	24.54	180.65	13	23.54	41.21
32	1001151	Shahdara, Teliwara-G(Co-ed)SS	29	48.28	219.14	16	25.00	197.44	13	23.28	21.70
33	1208023	Kinari Bazar, Gali Barf Wali-GGSSS	12	33.33	177.83	9	11.11	182.00	3	22.22	-4.17
34	1104007	Ghonda, No.2-GBSSS	108	50.93	199.00	82	29.27	201.06	26	21.66	-2.06
35	1104143	Karawal Nagar-GBSSS	263	45.63	194.57	302	24.17	162.37	-39	21.46	32.20
36	1208019	Lal Kuan, Zeenat Mahal, No.2-SKV	92	50.00	224.97	74	29.73	211.53	18	20.27	13.44
37	1208002	Qutab Road-SBV	51	35.29	199.43	36	16.67	192.42	15	18.63	7.01
38	1208024	Lal Kuan, No.1-GGSS	14	35.71	211.14	11	18.18	181.64	3	17.53	29.51
39	1106009	Seemapuri-GBSSS	282	42.20	187.74	252	25.00	164.50	30	17.20	23.25
40	1208091	Bara Hindu Rao-(Co-ed) Sec. School	37	35.14	171.24	22	18.18	155.86	15	16.95	15.38
41	1105020	New Seelampur, No.1-SKV (C.R.Dass)	102	51.96	210.91	121	38.02	207.13	-19	13.94	3.78
42	1411018	Rampura-GBSS	37	24.32	171.32	29	13.79	137.55	8	10.53	33.77
43	1106001	Nand Nagri, Block B-SBV (B.P)	327	39.45	177.09	316	30.70	169.97	11	8.75	7.12
44	1516011	Shadi Khampur-GBSS	104	36.54	180.68	75	28.00	172.68	29	8.54	8.00
45	1106117	Saboli-GGSS	242	37.19	191.36	224	29.91	187.88	18	7.28	3.47
46	1105025	New Seelampur, No.2-GGSSS	100	26.00	181.08	91	19.78	162.71	9	6.22	18.37
47	1923004	Mehrauli Qutab, Sarvodaya Bal Sr. Sec. Vidyalaya	92	45.65	199.30	111	57.66	216.53	-19	-12.01	-17.23

Schools and number of distinctions

Sl.No.	Schid	Name of the School	Above 60%	Above 75%
1	1001022	Vivek Vihar-GGSSS	820	292
2	1104018	Yamuna Vihar, Block C, No.1-SKV	816	208
3	1413030	Rohini, Avantika, Sector 1-SKV	719	215
4	1618002	Vikas Puri,Block A-SBV	705	221
5	1618021	Uttam Nagar, No.2-GGSSS	691	206
6	1207039	Roop Nagar, No.1-GGSSS	658	261
7	1207108	Raj Niwas Marg, RPVV	654	315
8	1618017	Janakpuri, Block C-SKV	653	181
9	1618018	Janakpuri, Block A-SKV	649	210
10	1105110	Shahadara, G.T. Road-SKV (Mani Ben Patel Bharti Mahila)	625	187
1	1923023	Dera-G(Co-ed)SS Delhi-30	10	2
2	1413009	Nizam Pur-G(Co-Ed)SS	10	0
3	1208091	Bara Hindu Rao-(Co-ed) Sec. School	9	0
4	1309012	Rana Partap Bagh-SBV	8	1
5	2128006	New Rohtak Road-GBSSS	7	0
6	1411022	Wazirpur, J.J. Colony-GBSS	6	0
7	1720023	Naraina, J.J. Camp-GBSS	3	0
8	2127004	Kamla Market, Zeenat Mahal-GBSS Delhi	2	1
9	1208023	Kinari Bazar, Gali Barf Wali-GGSSS	2	0
10	1207015	Roshanara Road-GBSSS	2	0

Difference between Govt. & Public Schools

SUBJECT	Govt.		Public		Difference		Diff in PP 2006	Diff in QI 2006	Diff in PP 2005	Diff in QI 2005
	PP%	QI	PP%	QI	PP 07	QI 07				
Maths	81.78	43.94	93.72	63.82	-11.94	-19.88	-26	-26	-35	-29.7
Social Science	96.07	56.53	97.62	69.32	-1.55	-12.79	-4	-15.2	-14	-21.8
Science	93.06	45.59	95.79	62.90	-2.73	-17.31	-6	-21.4	-11	-24.6
English	77.29	40.81	92.17	54.54	-14.88	-13.73	-16	-15.1	-24	-18.4
Hindi	93.44	52.49	96.56	60.76	-3.12	-8.27	-8	-11.2	-10	-11.6
Sanskrit	97.67	55	98.51	70.37	-0.84	-15.37	-4	-20.5	-7	-21.7

CBSE 2007 CLASS X

The difference between top school in terms of quality and the bottom one is **255.74** compared to last year's **291.05**, a difference of **35.31**.

RPVV, Gandhi Nagar	408.19
--------------------	--------

GBSSS, Roshanara Road	152.46
-----------------------	--------

Last year

RPVV Surajmal Vihar	406.55
---------------------	--------

Govt. Co.Ed Sr. Sec.School, Issapur	115.50
-------------------------------------	--------

THANKS