

# ***DEPARTMENT OF EDUCATION***

**Analysis of CBSE Result 2008**

**Class-X**

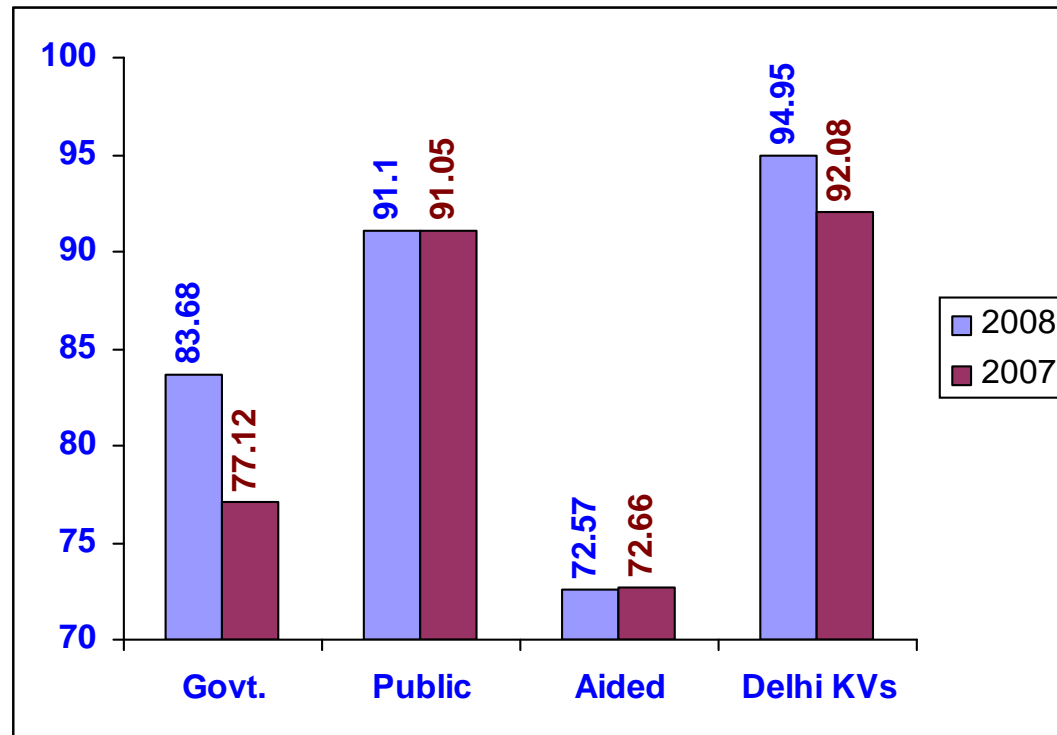
# PARAMETERS

- **Quantitative parameter** - Overall Pass percentage or Pass percentage in a particular subject is taken as quantitative parameter.
- **Qualitative parameter** – Summation of marks divided by number of children appeared is taken as qualitative parameter. This is basically mean or average marks obtained by the children.

# CBSE Class-X 2008 and 2007

## A Quick look

Year	Govt.	Public	Aided	Delhi KVs
2008	83.68	91.10	72.57	94.95
2007	77.12	91.05	72.66	92.08
Diff	6.56	0.05	-0.09	2.87



## Increase in Government Schools

<b>APP</b>	<b>Pass</b>	<b>PP</b>	<b>QI</b>
<b>105332</b>	<b>88151</b>	<b>83.69</b>	<b>253.66</b>
<b>95309</b>	<b>73502</b>	<b>77.12</b>	<b>246.15</b>
<b>10023</b>	<b>14649</b>	<b>6.57</b>	<b>7.51</b>

## Highest ever result

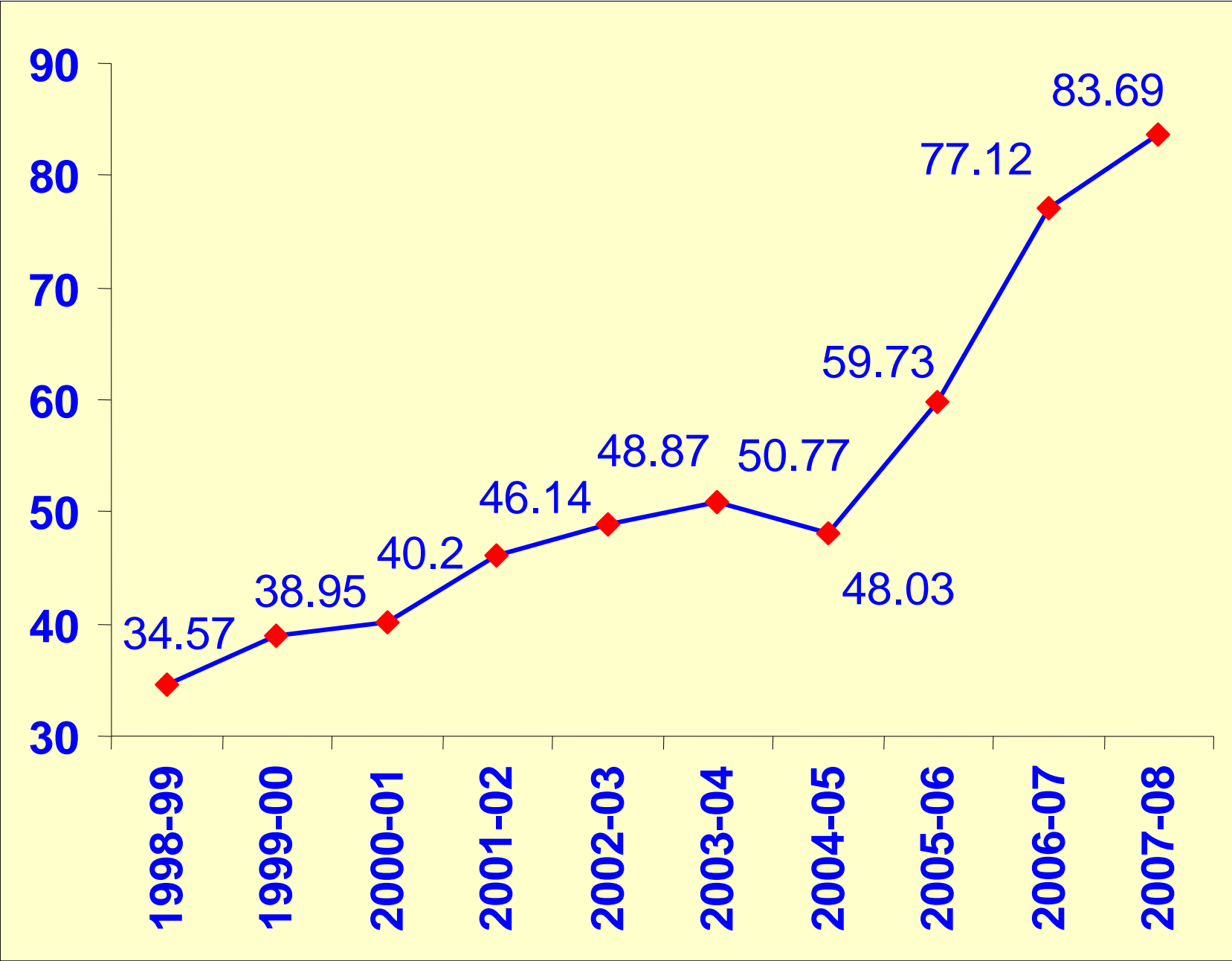
This year our result has been increased by 6.56% from 77.12% of 2006-07 to 83.69% in 2007-08.

The result has been increasing for the last three years by 11.07%, 17.39% and 6.56% respectively.

## CBSE Result for Class-X for the last 10 Years

<b>Year</b>	<b>No. of students appeared</b>	<b>Pass percentage(%)</b>
<b>1998-99</b>	<b>89746</b>	<b>34.57</b>
<b>1999-00</b>	<b>91422</b>	<b>38.95</b>
<b>2000-01</b>	<b>72278</b>	<b>40.2</b>
<b>2001-02</b>	<b>83086</b>	<b>46.14</b>
<b>2002-03</b>	<b>79069</b>	<b>48.87</b>
<b>2003-04</b>	<b>79330</b>	<b>50.77</b>
<b>2004-05</b>	<b>85479</b>	<b>48.0</b>
<b>2005-06</b>	<b>96551</b>	<b>59.73</b>
<b>2006-07</b>	<b>95309</b>	<b>77.12</b>
<b>2007-08</b>	<b>105332</b>	<b>83.69</b>

# A Graphical View of CBSE Result for the last 10 Years



# CBSE CLASS – X RESULT 2008

Highest ever  
Pass Percentage

**83.69%**

Appeared candidates increased by  
**10023** over the last year



# Class – X 2008

<b>Number of Schools with</b>				
<b>PP=100%</b>	<b>PP&gt;90%</b>	<b>PP&gt;80%</b>	<b>PP&gt;70%</b>	<b>PP&gt;60%</b>
100	421	586	703	779

## Total No. of schools in District whose PP is

Dist Name	Total schools	PP=100%	PP>90%	PP>80%	PP>70%	PP>60%
East	99	2	32	53	78	92
North East	95	2	8	32	56	80
North	52	9	24	36	42	47
North West A	84	12	51	72	77	82
North West B	101	19	81	93	99	101
West A	54	6	34	45	50	54
West B	64	16	57	61	63	64
South West A	42	5	23	29	39	42
South West B	73	20	54	68	70	72
South	130	6	43	78	101	114
New Delhi	5	0	2	2	4	5
Central	34	3	12	17	24	26
<b>Total</b>	<b>833</b>	<b>100</b>	<b>421</b>	<b>586</b>	<b>703</b>	<b>779</b>

<b>Total No. of schools in District whose PP is</b>				
<b>Dist Name</b>	<b>Total schools</b>	<b>PP&lt;=50%</b>	<b>PP&lt;=40%</b>	<b>PP&lt;=30%</b>
East	99	3	1	1
North East	95	4	3	0
North	52	2	1	0
North West A	84	0	0	0
North West B	101	0	0	0
West A	54	0	0	0
West B	64	0	0	0
South West A	42	0	0	0
South West B	73	1	1	1
South	130	5	0	0
New Delhi	5	0	0	0
Central	34	5	1	0
<b>Total</b>	<b>833</b>	<b>20</b>	<b>7</b>	<b>2</b>

## Total No. of schools Zone wise whose PP is

Dist Name	Total schools	PP= 100%	PP >90%	PP >80%	PP >70%	PP >60%
Zone 1	24	1	11	15	20	22
Zone 2	51	0	14	28	41	49
Zone 3	24	1	7	10	17	21
Zone 4	37	1	3	11	22	31
Zone 5	28	0	4	9	18	22
Zone 6	30	1	1	12	16	27
Zone 7	32	5	13	18	24	29
Zone 8	20	4	11	18	18	18
Zone 9	33	4	18	26	30	33
Zone 10	51	8	33	46	47	49
Zone 11	38	4	28	32	36	38
Zone 12	36	6	31	35	36	36
Zone 13	27	9	22	26	27	27
Zone 14	17	4	13	16	17	17
<b>Total</b>	<b>833</b>	<b>100</b>	<b>421</b>	<b>586</b>	<b>703</b>	<b>779</b>

## Total No. of schools Zone wise whose PP is

Zone Name	Total schools	PP= 100%	PP >90%	PP >80%	PP >70%	PP >60%
Zone 15	19	0	11	17	19	19
Zone 16	18	2	10	12	14	18
Zone 17	32	11	29	31	32	32
Zone 18	32	5	28	30	31	32
Zone 19	18	1	8	11	16	18
Zone 20	24	4	15	18	23	24
Zone 21	34	11	26	33	34	34
Zone 22	39	9	28	35	36	38
Zone 23	56	2	22	38	44	48
Zone 24	24	3	10	17	22	22
Zone 25	50	1	11	23	35	44
Zone 26	5	0	2	2	4	5
Zone 27	21	2	5	8	13	14
Zone 28	13	1	7	9	11	12
<b>Total</b>	<b>833</b>	<b>100</b>	<b>421</b>	<b>586</b>	<b>703</b>	<b>779</b>

**RPVV, Gandhi Nagar at 20<sup>th</sup> Rank in over all schools of Delhi with 406.42 QI.**

**Government Schools among Top 100 schools**

**2006-07                      6**

**2007-08                      8**

## RPVVs RESULT AT A GLANCE

Sl. No.	School Name	APP	Pass	PP	QI
1	Gandhi Nagar-RPVV	69	69	100.00	406.42
2	Shalimar Bagh, Block BT-RPVV	99	99	100.00	399.89
3	Yamuna Vihar, Block B-RPVV	92	92	100.00	392.96
4	Dwarka Sector-10, RPVV	66	66	100.00	389.29
5	Lajpat Nagar-RPVV	35	35	100.00	387.49
6	Paschim Vihar, A 6-RPVV	93	93	100.00	384.27
7	Surajmal Vihar-RPVV	100	100	100.00	381.76
8	Nand Nagri, Block D-RPVV	69	69	100.00	378.87
9	Rohini, Sector 11-RPVV	100	100	100.00	375.81
10	Hari Nagar, Block BE-RPVV	91	91	100.00	356.17
11	Kishan Ganj-RPVV	76	75	98.68	350.17
12	Karol Bagh, Link Road, Plot No.1-RPVV	62	62	100.00	344.39
13	Vasant Kunj, B1-RPVV	97	97	100.00	340.35
14	Lodhi Road, Tyagraj Nagar-RPVV	97	97	100.00	334.33
15	Raj Niwas Marg, RPVV	171	171	100.00	330.22
16	Civil Lines, RPVV	228	228	100.00	329.01
17	Sham Nath Marg, RPVV	190	187	98.42	320.95
18	Shankaracharya Marg, RPVV	244	238	97.54	304.90
19	Narela, A-10 Pocket-5, RPVV	47	47	100.00	291.72

## RPVVs Comparison with previous year

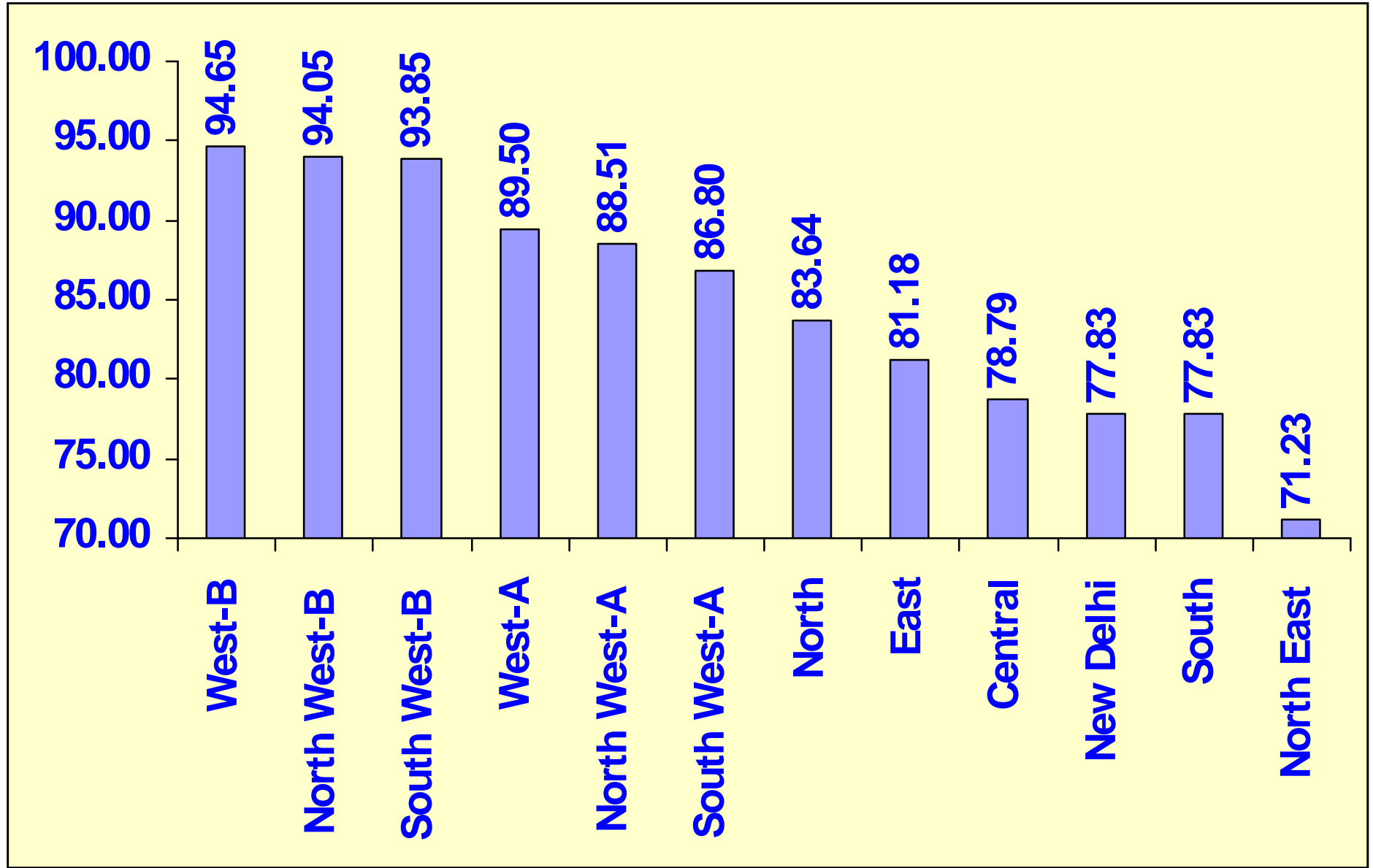
Sl. No.	School	2008			2007			Diff
		APP	Pass	PP	App	Pass	PP%	
1	Gandhi Nagar-RPVV	69	69	100.00	67	67	100	0.00
2	Shalimar Bagh, Block BT-RPVV	99	99	100.00	69	69	100	0.00
3	Yamuna Vihar, Block B-RPVV	92	92	100.00	96	96	100	0.00
4	Dwarka Sector-10, RPVV	66	66	100.00	67	67	100	0.00
5	Lajpat Nagar-RPVV	35	35	100.00	104	104	100	0.00
6	Paschim Vihar, A 6-RPVV	93	93	100.00	97	97	100	0.00
7	Surajmal Vihar-RPVV	100	100	100.00	30	30	100	0.00
8	Nand Nagri, Block D-RPVV	69	69	100.00	64	64	100	0.00
9	Rohini, Sector 11-RPVV	100	100	100.00	97	97	100	0.00
10	Hari Nagar, Block BE-RPVV	91	91	100.00	95	95	100	0.00
11	Kishan Ganj-RPVV	76	75	98.68	69	69	100	-1.32
12	Karol Bagh, Link Road, Plot No.1-RPVV	62	62	100.00	65	65	100	0.00
13	Vasant Kunj, B1-RPVV	97	97	100.00	61	57	93.4	6.60
14	Lodhi Road, Tyagraj Nagar-RPVV	97	97	100.00	98	96	98	2.00
15	Raj Niwas Marg, RPVV	171	171	100.00	0	0	0	0
16	Civil Lines, RPVV	228	228	100.00	0	0	0	0
17	Sham Nath Marg, RPVV	190	187	98.42	0	0	0	0
18	Shankaracharya Marg, RPVV	244	238	97.54	0	0	0	0
19	Narela, A-10 Pocket-5, RPVV	47	47	100.00	0	0	0	0



**District wise PP****Class-X****CBSE 2008 – Sorted on PP**

<b>Dist Name</b>	<b>APP</b>	<b>Pass</b>	<b>PP</b>	<b>QI</b>
West B	9583	9070	94.65	275.00
North West B	12041	11324	94.05	272.25
South West B	6590	6185	93.85	271.34
West A	5523	4943	89.50	263.48
North West A	11070	9798	88.51	252.83
South West A	3454	2998	86.80	260.37
North	5263	4402	83.64	264.59
East	12647	10267	81.18	253.65
Central	1636	1289	78.79	239.71
New Delhi	397	309	77.83	250.97
South	16988	13221	77.83	242.36
North East	20140	14345	71.23	231.09
<b>Total</b>	<b>105332</b>	<b>88151</b>	<b>83.69</b>	<b>253.66</b>

## Graphical view of District wise PP – 2008 CBSE Class-X



## District wise PP% sorted on PP 2008

DISTRICT	2008			2007			QI		Incr_ over PP 07	Incr_o ver QI 07
	App	Pass	PP%	App	Pass	PP%	2008	2007		
West-B	9583	9070	94.65	8482	7878	92.88	275.00	278.22	1.77	-3.22
North West-B	12041	11324	94.05	10619	9002	84.77	272.25	259.78	9.28	12.47
South West-B	6590	6185	93.85	6214	5540	89.15	271.34	263.93	4.70	7.41
West-A	5523	4943	89.5	5963	4493	75.35	263.48	246.07	14.15	17.42
North West-A	11070	9798	88.51	9498	7458	78.52	252.83	242.84	9.99	9.99
South West-A	3454	2998	86.8	3560	2573	72.28	260.37	241.69	14.52	18.68
North	5263	4402	83.64	5062	3878	76.61	264.59	252.13	7.03	12.46
East	12647	10267	81.18	12383	9636	77.82	253.65	246.52	3.36	7.13
Central	1636	1289	78.79	1641	1119	68.19	239.71	231.91	10.60	7.80
New Delhi	397	309	77.83	331	278	83.99	250.97	260.80	-6.16	-9.83
South	16988	13221	77.83	14191	10093	71.12	242.36	235.63	6.71	6.72
North East	20140	14345	71.23	17365	11549	66.51	231.09	226.22	4.72	4.87
<b>TOTAL</b>	<b>105332</b>	<b>88151</b>	<b>83.69</b>	<b>95309</b>	<b>73497</b>	<b>77.11</b>	<b>253.66</b>	<b>246.15</b>	<b>17.38</b>	<b>15.23</b>

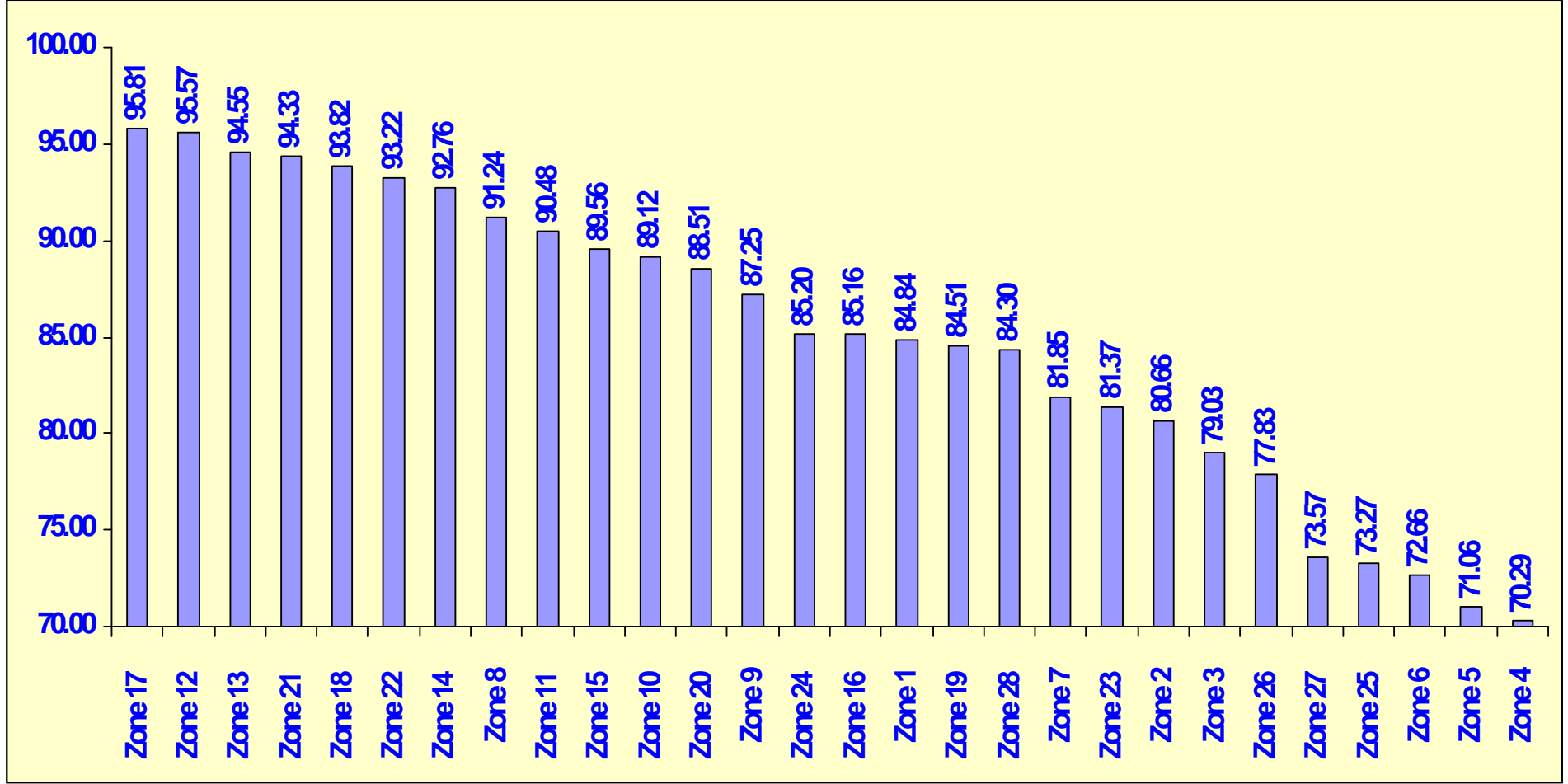
## Zone wise PP Class-X CBSE 2008 - Sorted on PP

District	Zone Name	APP	Pass	PP	QI
West B	Zone 17	3986	3819	95.81	280.60
North West B	Zone 12	5662	5411	95.57	268.29
North West B	Zone 13	3469	3280	94.55	281.07
South West B	Zone 21	3775	3561	94.33	272.94
West B	Zone 18	5597	5251	93.82	271.00
South West B	Zone 22	2815	2624	93.22	269.19
West A	Zone 14	2140	1985	92.76	271.50
North	Zone 8	1004	916	91.24	268.59
North West B	Zone 11	2910	2633	90.48	269.45
West A	Zone 15	1752	1569	89.56	260.98
North West A	Zone 10	7447	6637	89.12	252.71
South West A	Zone 20	1976	1749	88.51	264.94
North West A	Zone 9	3623	3161	87.25	253.09
South	Zone 24	2007	1710	85.20	252.73
<b>Total</b>		<b>105332</b>	<b>88151</b>	<b>83.69</b>	<b>253.66</b>

## Zone wise PP Class-X CBSE 2008 - Sorted on PP

<b>District</b>	<b>Zone Name</b>	<b>APP</b>	<b>Pass</b>	<b>PP</b>	<b>QI</b>
West A	Zone 16	1631	1389	85.16	255.65
East	Zone 1	2692	2284	84.84	267.19
South West A	Zone 19	1478	1249	84.51	254.26
Central	Zone 28	796	671	84.30	240.48
North	Zone 7	4259	3486	81.85	263.65
South	Zone 23	6593	5365	81.37	243.06
East	Zone 2	7084	5714	80.66	249.11
East	Zone 3	2871	2269	79.03	252.15
New Delhi	Zone 26	397	309	77.83	250.97
Central	Zone 27	840	618	73.57	238.99
South	Zone 25	8388	6146	73.27	239.32
North East	Zone 6	6719	4882	72.66	230.75
North East	Zone 5	3794	2696	71.06	235.91
North East	Zone 4	9627	6767	70.29	229.43
<b>Total</b>		<b>105332</b>	<b>88151</b>	<b>83.69</b>	<b>253.66</b>

# Graphical view of Zone wise PP 2008 CBSE Class-X



## Zone wise PP comparison with 2007 – Sorted on 2008 PP

District	Zone Name	2008			2007			Difference	
		APP	PP	QI	App	PP	QI	PP	QI
West B	Zone 17	3986	95.81	280.60	3542	94.04	284.48	1.77	-3.87
North West B	Zone 12	5662	95.57	268.29	4248	84.49	256.17	11.08	12.12
North West B	Zone 13	3469	94.55	281.07	3397	90.49	274.79	4.06	6.28
South West B	Zone 21	3775	94.33	272.94	3621	90.50	267.78	3.83	5.16
West B	Zone 18	5597	93.82	271.00	4940	92.04	273.73	1.77	-2.73
South West B	Zone 22	2815	93.22	269.19	2593	87.27	258.55	5.94	10.64
West A	Zone 14	2140	92.76	271.50	2225	79.73	254.27	13.03	17.23
North	Zone 8	1004	91.24	268.59	1080	72.31	237.98	18.92	30.60
North West B	Zone 11	2910	90.48	269.45	2974	78.65	247.81	11.83	21.64
West A	Zone 15	1752	89.56	260.98	1731	80.70	255.11	8.85	5.87
North West A	Zone 10	7447	89.12	252.71	6333	76.55	238.10	12.57	14.61
South West A	Zone 20	1976	88.51	264.94	1818	75.25	244.78	13.26	20.16
North West A	Zone 9	3623	87.25	253.09	3165	82.46	252.32	4.78	0.77
South	Zone 24	2007	85.20	252.73	1917	74.07	242.35	11.13	10.38
<b>Total</b>		<b>105332</b>	<b>83.69</b>	<b>253.66</b>	<b>95309</b>	<b>77.11</b>	<b>246.15</b>	<b>6.57</b>	<b>7.51</b>

## Zone wise PP comparison with 2007 – Sorted on 2008 PP

District	Zone Name	2008			2007			Difference	
		APP	PP	QI	App	PP	QI	PP	QI
West A	Zone 16	1631	85.16	255.65	2007	65.87	229.17	19.29	26.47
East	Zone 1	2692	84.84	267.19	2690	84.46	262.64	0.38	4.55
South West A	Zone 19	1478	84.51	254.26	1742	69.17	238.47	15.33	15.79
Central	Zone 28	796	84.30	240.48	880	66.36	227.87	17.93	12.61
North	Zone 7	4259	81.85	263.65	3982	77.77	255.97	4.08	7.68
South	Zone 23	6593	81.37	243.06	5160	72.89	235.24	8.49	7.81
East	Zone 2	7084	80.66	249.11	6869	77.54	241.96	3.12	7.16
East	Zone 3	2871	79.03	252.15	2824	72.17	242.28	6.86	9.87
New Delhi	Zone 26	397	77.83	250.97	331	83.99	260.80	-6.15	-9.83
Central	Zone 27	840	73.57	238.99	761	70.30	236.59	3.27	2.40
South	Zone 25	8388	73.27	239.32	7114	69.05	234.10	4.22	5.22
North East	Zone 6	6719	72.66	230.75	5938	65.70	223.05	6.96	7.70
North East	Zone 5	3794	71.06	235.91	3404	63.66	225.46	7.40	10.45
North East	Zone 4	9627	70.29	229.43	8023	68.32	228.88	1.98	0.55
<b>Total</b>		<b>105332</b>	<b>83.69</b>	<b>253.66</b>	<b>95309</b>	<b>77.11</b>	<b>246.15</b>	<b>6.57</b>	<b>7.51</b>



## Zone wise Ranking for the last four years based on PP

Dist	Zone No.	Rank 08	Rank 07	Rank 06	Rank 05
West B	Zone 17	1	1	8	7
North West B	Zone 12	2	6	15	22
North West B	Zone 13	3	4	1	1
South West B	Zone 21	4	3	9	9
West B	Zone 18	5	2	10	13
South West B	Zone 22	6	5	4	8
West A	Zone 14	7	11	12	4
North	Zone 8	8	19	24	19
North West B	Zone 11	9	12	6	6
West A	Zone 15	10	10	3	11
North West A	Zone 10	11	15	23	26
South West A	Zone 20	12	16	11	15
North West A	Zone 9	13	9	16	16
South	Zone 24	14	17	17	18

## Zone wise Ranking for the last four years based on PP

Dist	Zone No.	Rank 08	Rank 07	Rank 06	Rank 05
West A	Zone 16	15	26	22	17
East	Zone 1	16	7	2	2
South West A	Zone 19	17	22	18	14
Central	Zone 28	18	25	20	28
North	Zone 7	19	13	5	5
South	Zone 23	20	18	14	23
East	Zone 2	21	14	7	10
East	Zone 3	22	20	19	12
New Delhi	Zone 26	23	8	13	3
Central	Zone 27	24	21	26	27
South	Zone 25	25	23	21	24
North East	Zone 6	26	27	25	20
North East	Zone 5	27	28	27	21
North East	Zone 4	28	24	28	25

# GOVERNMENT SCHOOLS - 100% RESULT

Year	No. of Schools
2008	100
2007	41
2006	9

## 2008 CBSE Class X

Schools with less than 30 % Result

<b>Year</b>	<b>No. of Schools</b>
2008	2
2007	4
2006	52

## Schools with below 30% result

Sch ID	Name of School	HOS Name	ITA	2008			2007			Difference	
				A	PP	QI	A	PP	QI	PP	QI
1822014	Dhansa-GBSSS	RAM PAT	0.69	21	23.81	188.81	32	62.50	211.78	-38.69	-22.97
1003205	Shivpuri-G(Co-ed)SS	RAJEND RA PRASAD	0.85	52	28.85	210.40	71	46.48	199.83	-17.63	10.57

# Maths

39 students have obtained  
100 marks in Mathematics.

## Students with 100 Marks in Mathematics

Sl. No.	School ID	School Name	Student Name
1	1001022	Vivek Vihar-GGSSS	RUPALI AGGARWAL
2	1001022	Vivek Vihar-GGSSS	RADHIKA GUPTA
3	1002182	Mayur Vihar, Phase I, Chilla Gaon-G(Co-ed)SSS	PRASHANT BHARTENDU
4	1001104	Surajmal Vihar-RPVV	HIMANI
5	1003261	Gandhi Nagar-RPVV	ANAND KUMAR
6	1104026	Dayalpur-GGSSS	KIRAN RANI
7	1105110	Shahadara, G.T. Road-SKV (Mani Ben Patel Bharti Mahila)	SHAIFALI
8	1105110	Shahadara, G.T. Road-SKV (Mani Ben Patel Bharti Mahila)	PAYAL AGGARWAL
9	1106118	East of Loni Road, DDA Flats-GBSSS	ASHISH KUMAR
10	1104149	Yamuna Vihar, Block B-RPVV	AAKASH GUPTA
11	1207037	Shakti Nagar, No.1-SKV	SEEMA GUPTA
12	1207039	Roop Nagar, No.1-GGSSS	DISHA
13	1207039	Roop Nagar, No.1-GGSSS	KANIKA ARNEJA
14	1207039	Roop Nagar, No.1-GGSSS	YASHITA RUPAINWAR
15	1309027	Guru Teg Bahadur Nagar-SKV	ANUPMA KUMARI
16	1309031	Adarsh Nagar-SKV	DEEPAK KUMAR
17	1309124	Shalimar Bagh, Block BT-RPVV	RAJNI MITTAL
18	1309124	Shalimar Bagh, Block BT-RPVV	TULIKA
19	1309124	Shalimar Bagh, Block BT-RPVV	SHEFALI GULATI

## Students with 100 Marks in Mathematics

Sl. No.	School ID	School Name	Student Name
20	1413025	Kanjhawala-SKV	MONIKA DABAS
21	1413004	Rohini, Sector 6-SV	VISHAL JINDAL
22	1411027	Ashok Vihar, Phase II-SKV	SANGYATRI
23	1411123	Saraswati Vihar, Block C-SV	SWATI ANAND
24	1413010	Rohini, Sector 9-SV (shaheed capt. Sanjeev Dahiya)	VIPUL GARG
25	1413076	Rohini, Sector 11-RPVV	PAYAL SINGHAL
26	1413076	Rohini, Sector 11-RPVV	LATA BISHT
27	1413076	Rohini, Sector 11-RPVV	SNEHA GUPTA
28	1514023	Hari Nagar, Block BE-RPVV	NISHANT KRANTI
29	1617011	Paschim Vihar, B 3-SKV	PARUL BHALLA
30	1617024	Nangloi, Phase II-GBSS	INDER JEET
31	1618022	Janakpuri, Block C, No.2-GGSSS	NEHA
32	1618062	Vikas Puri, Block A-SKV	NIDHI
33	1719027	Sarojini Nagar, No.3-GGSSS	GARIMA
34	1720031	Vasant Kunj, B1-RPVV	AVINASH YADAV
35	1720031	Vasant Kunj, B1-RPVV	CHANDAN KUMAR
36	1821018	Palam Enclave, No.1-SKV	VINITA SHEKHAWAT
37	1821018	Palam Enclave, No.1-SKV	SAVITA YADAV
38	1821137	Dwarka Sector-10, RPVV	PRAYAS KAUSHIK
39	1923038	Mehrauli Ramanujan-SKV	GAURI ARORA



## Subject wise Toppers in 2008 CBSE Class-X

Sl. No.	School ID	School Name	Student Name	Subject Name	Marks
1	1001104	Surajmal Vihar-RPVV	SWATI GAUTAM	HINDI COURSE-A	100
2	1001104	Surajmal Vihar-RPVV	HIMANI SHARMA	HINDI COURSE-A	100
3	2128031	Karol Bagh, Link Road, Plot No.1-RPVV	HIMANSHU MISHRA	COMM. SANSKRIT	99
4	1001104	Surajmal Vihar-RPVV	SHUBHAM SULANIA	SCIENCE	99
5	1104149	Yamuna Vihar, Block B-RPVV	MANISH	SCIENCE	99
6	1822061	Najafgarh, Dharampura-SV	PARAMJEET YADAV	SCIENCE	99
7	1309124	Shalimar Bagh, Block BT-RPVV	FALAK SINGHAL	SOCIAL SCIENCE	99
8	1310039	Khera Kalan-SKV (Baba Nane Nath)	KRISHNA	ENGLISH LNG & LIT.	96
9	1208027	Quresh Nagar(Urdu Medium)-GGSS	RABIA BANO	HINDI COURSE-B	95
10	1105018	Jafrabad, Zeenat Mahal(Urdu Medium)- SKV	AAFREEN	URDU COURSE-B	95
11	2127024	Jama Masjid, No.1(Hindi Medium)-SKV	RUMANA	URDU COURSE-B	95
12	1208027	Quresh Nagar(Urdu Medium)-GGSS	FARHEEN	URDU COURSE-A	88
13	1208027	Quresh Nagar(Urdu Medium)-GGSS	SADIYA	URDU COURSE-A	88
14	2127021	Bulbuli Khana-SKV	AYSHA IQBAL	URDU COURSE-A	88
15	1515022	Rajouri Garden Main-SKV	SMRIDHI SONI	ENGLISH COMM.	79

## Number of students obtained 100 marks in various subjects

In Maths	39 students
In Hindi	2 students

## District wise ranking for the last four years based on PP

District	Rank 08	Rank 07	Rank 06	Rank 05
WEST-B	1	1	4	5
NORTH WEST-B	2	3	1	7
SOUTH WEST-B	3	2	2	3
WEST-A	4	8	7	6
NORTH WEST-A	5	5	10	10
SOUTH WEST-A	6	9	8	8
NORTH	7	7	5	4
EAST	8	6	3	2
CENTRAL	9	11	11	12
NEW DELHI	10	4	6	1
SOUTH	11	10	9	11
NORTH EAST	12	12	12	9

## An overall view of 2008 Result when compared to 2007's

Category	2008			2007		
	App	Pass	PP%	App	Pass	PP %
RPVV	2026	2016	99.51	1079	1073	99.14
Sarvodaya	49993	42818	85.65	45626	36028	78.96
Non Sarvodaya	53313	43317	81.25	48604	36396	74.88
<b>Total</b>	<b>105332</b>	<b>88151</b>	<b>83.69</b>	<b>95309</b>	<b>73497</b>	<b>77.11</b>

## District wise ranking on QI - for the last four years

District	QI 2008	Rank 2008	QI 2007	Rank 2007	QI 2006	Rank 2006	QI 2005	Rank 2005
WEST-B	275.00	1	278.22	1	236	5	214.4	6
NORTH WEST-B	272.25	2	259.78	4	246.4	2	214.6	5
SOUTH WEST-B	271.34	3	263.93	2	244.5	3	216.3	4
NORTH	264.59	4	252.13	5	247.3	1	224.3	1
WEST-A	263.48	5	246.07	7	233	7	213.9	7
SOUTH WEST-A	260.37	6	241.69	9	235.3	6	208.4	8
EAST	253.65	7	246.52	6	241.5	4	217.5	3
NORTH WEST-A	252.83	8	242.84	8	226	9	198.5	9
NEW DELHI	250.97	9	260.80	3	229.5	8	222.9	2
SOUTH	242.36	10	235.63	10	222	10	192.9	10
CENTRAL	239.71	11	231.91	11	211.2	12	188.8	12
NORTH EAST	231.09	12	226.22	12	212.3	11	189.7	11

## Number of children passed in Class-X

- 2005 = 41056
- 2006 = 57667
- 2007 = 73497
- 2008 = 88151

Increase over 2007 = 14654

## School Type wise Pass Percentage 2008 CBSE - X

Type	PP
RPVV	99.51
SKV Sec	94.91
G Coed Sr. Sec	92.67
SV Sr.Sec	90.71
SV Sec	90.64
SKV Sr. Sec	85.95
GGSSS	82.62
G Coed Sec	81.64
SBV Sr. sec	81.64
GBSSS	79.58
GGSS	78.86
GBSS	77.61
SBV Sec.	71.58

## Gender wise comparison with 2007

Year	Boys		Girls		Co-Ed	
	PP	QI	PP	QI	PP	QI
2008	79.93	241.31	84.31	257.37	90.28	270.95
2007	73.40	234.40	77.60	249.70	84.00	262.80
Diff	6.53	6.91	6.71	7.67	6.28	8.15



## CBSE Class –X 2008

### Number of Schools whose PP

Increased	Declined	No change	First Time	Total
<b>587</b>	<b>211</b>	<b>27</b> (100% in both years)	<b>8</b>	<b>833</b>

**Relation between result and  
availability of Teachers**

<b>Base Data</b>	<b>PP</b>	<b>QI</b>	<b>ITA</b>
<b>Top 50 Schools on PP</b>	<b>100%</b>	<b>293.18</b>	<b>0.70</b>
<b>Bottom 50 Schools on PP</b>	<b>52.46%</b>	<b>207.70</b>	<b>0.71</b>

## Relation between ITA and Pass Percentage

<b>Base Data</b>	<b>ITA</b>	<b>PP</b>	<b>QI</b>
<b>Top 50 Schools on ITA</b>	<b>1.02</b>	<b>91.78</b>	<b>275.77</b>
<b>Bottom 50 Schools on ITA</b>	<b>0.52</b>	<b>79.93</b>	<b>240.29</b>

# Teacher Availability and effect on Pass Percentage

ITA	No. of Schools whose PP		
	Decreased	Increased	No change
1.02	12	37	1 (100% both years)
0.52	13	32	5 (First Time)

## Top 15 Schools whose PP has increased - Class-X 2008

Sch ID	Name of School	HOS Name	ITA	2008			2007			Difference	
				APP	PP	QI	App	PP	QI	PP	QI
1208091	Bara Hindu Rao-(Co-ed) Sec. School	RAJARAM	1.00	10	100.00	266.90	37	35.14	171.24	64.86	95.66
1309028	Rana Partap Bagh-SKV	SNEH GULERIA	0.74	77	94.81	237.48	53	33.96	195.11	60.84	42.37
1207043	Nicholson Road-GGSSS	GEETA GUPTA	0.80	29	93.10	265.07	55	36.36	197.64	56.74	67.43
1516010	Moti Nagar SBV	AKHKIESH KUMAR BHATTA	0.67	51	98.04	269.98	113	43.36	191.19	54.68	78.79
1923066	Dr. Ambedkar Nagar, Sector V, No.3-GBSS	SUSHIL KUMAR	0.53	36	88.89	241.72	40	35.00	216.43	53.89	25.30
1822010	Ghumanhera-GBSSS	SURESH RAM	1.10	17	88.24	268.94	22	36.36	199.68	51.87	69.26
1207015	Roshanara Road-GBSSS	VIJAY KUMAR SONI	0.79	55	72.73	216.93	57	21.05	152.46	51.67	64.47
1208002	Qutab Road-SBV	GAYA PRASAD RAWAL	0.64	36	86.11	243.64	51	35.29	199.43	50.82	44.21
1411018	Rampura-GBSS	AKHTAR HUSAIN	0.50	12	75.00	210.50	37	24.32	171.32	50.68	39.18
1106117	Saboli-GGSS	ARUNA	0.56	178	87.08	258.99	242	37.19	191.36	49.89	67.63
1310158	Jahangirpuri, Block K-GGSSS	VEENA TANDON	0.62	347	96.83	268.48	339	48.08	221.85	48.75	46.62
2127027	Kalan Mahal-GGSS	SEEMA MALHOTRA	0.73	30	100.00	287.83	33	51.52	230.24	48.48	57.59
1310162	Libaspur-GGSS	KARUNA SURI	0.64	139	86.33	240.58	215	39.53	196.66	46.80	43.92
1516021	Ranjit Nagar-SKV	ARCHANA SEHRAWAT	0.74	99	94.95	244.13	115	49.57	223.23	45.38	20.90
1925045	Kalkaji, DDA Flats, Phase II-GGSS	MRIDULA NARULA	0.65	107	83.18	231.39	113	40.71	200.34	42.47	31.06

## Top 15 Schools whose QI has increased - Class-X 2008

Sch ID	Name of School	HOS Name	ITA	2008			2007			Difference	
				A	PP	QI	A	PP	QI	PP	QI
1208091	Bara Hindu Rao-(Co-ed) Sec. School	RAJARAM	1.00	10	100.00	266.90	37	35.14	171.24	64.86	95.66
1516010	Moti Nagar SBV	AKHKIESH KUMAR BHATTA	0.67	51	98.04	269.98	113	43.36	191.19	54.68	78.79
1720023	Naraina, J.J. Camp-GBSS	KRI PAL SINGH	0.56	11	100.00	269.46	19	63.16	197.37	36.84	72.09
1822010	Ghumanhera-GBSSS	SURESH RAM	1.10	17	88.24	268.94	22	36.36	199.68	51.87	69.26
1106117	Saboli-GGSS	ARUNA	0.56	178	87.08	258.99	242	37.19	191.36	49.89	67.63
1207043	Nicholson Road-GGSSS	GEETA GUPTA	0.80	29	93.10	265.07	55	36.36	197.64	56.74	67.43
1516104	Karampura, Block H-G(Co- ed)SSS	SWARAN WADHWA	0.85	126	96.83	283.27	120	56.67	218.58	40.16	64.70
1207015	Roshanara Road-GBSSS	VIJAY KUMAR SONI	0.79	55	72.73	216.93	57	21.05	152.46	51.67	64.47
1413003	Ghevra-SV	MAHESH KUMAR SAXENA	0.90	33	100.00	308.03	38	84.21	245.24	15.79	62.79
1208219	Tulsi Nagar- GBSS	SATISH CHANDER	0.53	28	85.71	248.68	43	44.19	187.26	41.53	61.42
1412022	Mangolpuri, Block-C, S(Co- ed)Sr. Sec. Vidyalaya	SHASHI VARUN	0.60	127	99.21	291.77	131	86.26	230.95	12.95	60.83
1516019	Basai Darapur-SKV	ASHA MONGA	0.78	41	97.56	302.51	63	68.25	242.03	29.31	60.48
1310005	Tikri Khurd-SV	DHARMA VRAT SHASTRI	0.64	70	100.00	289.86	54	75.93	230.44	24.07	59.41
2127027	Kalan Mahal-GGSS	SEEMA MALHOTRA	0.73	30	100.00	287.83	33	51.52	230.24	48.48	57.59
1412130	Mongolpuri, Block D GBSS	MAHA SINGH KAUSHIK	0.81	123	100.00	286.13	132	84.85	231.69	15.15	54.44

## Top 15 Schools whose PP has declined - Class-X 2008

Sch ID	Name of School	HOS Name	ITA	2008			2007			Difference	
				A	PP	QI	A	PP	QI	PP	QI
1822014	Dhansa-GBSSS	RAM PAT . .	0.69	21	23.81	188.81	32	62.50	211.78	-38.69	-22.97
1923014	Fatehpur Beri-GBSSS	VIJAY PAL SINGH	0.76	68	60.29	210.12	23	95.65	245.26	-35.36	-35.14
1923015	Mehrauli, No.2-GBSSS	DEVI CHARAN RAWAT	1.14	42	47.62	214.00	32	78.13	223.44	-30.51	-9.44
1309130	Azadpur Village-GBSS	ASHA RAM	0.46	57	68.42	229.67	45	93.33	279.33	-24.91	-49.67
1310013	Jahangirpuri, Block D-GBSSS	DAN SINGH KUNWAR	0.53	311	57.24	202.20	147	81.63	221.94	-24.40	-19.74
1207005	Jagat Pur-SV(Mahavir Singh)	JAG ROSHAN JAIJAN	0.83	68	41.18	200.62	52	65.38	228.54	-24.21	-27.92
1002015	Mayur Vihar, Phase II, Pkt.B-SBV	RAM PAL SINGH	0.83	64	60.94	219.56	76	84.21	244.50	-23.27	-24.94
1618010	Vikas Puri, Block G-GBSSS	PREM PRAKASH TRIKHA	0.80	61	60.66	210.20	59	83.05	246.05	-22.39	-35.85
1104004	Gokalpur Village-GBSSS	CHARAN SINGH BHANDARI	0.78	333	54.35	201.30	360	76.39	217.31	-22.03	-16.01
1207022	Mori Gate, No.1-SBV	MAHIPAL YADAV	0.82	61	70.49	221.95	77	92.21	276.19	-21.72	-54.24
1001196	Vishwas Nagar-SBV	JOGENDER KUMAR KEN	0.85	116	55.17	202.86	103	76.70	215.79	-21.53	-12.92
1309129	Azadpur Village-GGSS	MEENA KANWAR	0.58	72	68.06	220.24	56	89.29	228.23	-21.23	-8.00
1104020	Gokalpuri-SKV	RAJ SACHDEVA	0.75	451	67.41	227.29	322	88.51	246.92	-21.10	-19.63
2127023	Jama Masjid, Panama Building-GGSSS	SEEMA VERMA	0.88	48	43.75	214.85	22	63.64	250.05	-19.89	-35.19
1104400	LONI ROAD,EAST GOKULPUR,G CO-ED SEC SCHOOL	BRAHM PAL	0.76	304	62.50	216.42	28	82.14	255.25	-19.64	-38.83

## Top 15 Schools whose QI has declined - Class-X 2008

Sch ID	Name of School	HOS Name	ITA	2008			2007			Difference	
				APP	PP	QI	App	PP	QI	PP	QI
1207022	Mori Gate, No.1-SBV	MAHIPAL YADAV	0.82	61	70.49	221.95	77	92.21	276.19	-21.72	-54.24
1617008	Paschim Vihar, B 4-SV(Co-ed)	DR. PRAMOD CHANDER KATIYAR	0.91	149	96.64	282.30	137	100.00	335.62	-3.36	-53.32
1412080	Mangolpuri, Block Q-GGSSS	HARVINDER KAUR KANDHARI	0.88	99	98.99	266.86	29	96.55	318.72	2.44	-51.87
1309130	Azadpur Village-GBSS	ASHA RAM	0.46	57	68.42	229.67	45	93.33	279.33	-24.91	-49.67
1310015	Khera Khurd-GBSSS	GOPI CHAND SETIA	0.65	39	100.00	232.80	25	100.00	281.88	0.00	-49.09
1413001	Chandpur Majra-SV	RAM KANWAR SINGH DABAS	0.83	50	92.00	250.12	23	100.00	298.87	-8.00	-48.75
1104336	Sonia Vihar-GBSS	GIRRAJ SINGH	0.60	157	77.71	232.94	74	97.30	280.30	-19.59	-47.35
1310007	Nangal Thakran-SBV (Ved Pandit Khushi Ram)	BAL KRISHAN	0.73	110	90.91	217.05	67	98.51	262.81	-7.60	-45.76
1822012	Kair-GBSSS	LAL SINGH	1.00	20	95.00	231.55	9	100.00	275.00	-5.00	-43.45
1309006	Shalimar Bagh, Block BL-GBSSS	HARI DUTT SHARMA	0.69	149	65.10	207.04	100	84.00	250.40	-18.90	-43.36
1002189	Patparganj, I.P. Extn-G(Co-ed)SS	NAND RAM	0.84	77	76.62	223.78	55	92.73	263.00	-16.10	-39.22
1104400	LONI ROAD,EAST GOKULPUR,G CO-ED SEC SCHOOL	BRAHM PAL	0.76	304	62.50	216.42	28	82.14	255.25	-19.64	-38.83
1105113	Brahmpuri-GBSS	BABU SINGH	0.75	78	78.21	230.19	46	91.30	266.15	-13.10	-35.96
1618010	Vikas Puri, Block G-GBSSS	PREM PRAKASH TRIKHA	0.80	61	60.66	210.20	59	83.05	246.05	-22.39	-35.85
1719010	Moti Bagh I-GBSSS	RAMESHWAR DAYAL	0.86	82	65.85	222.85	77	81.82	258.40	-15.96	-35.55



## Government Schools Subject Wise Pass Percentage

Subject	2008		2007		Difference	
	PP	QI	PP	QI	PP	QI
MATHEMATICS	87.88	48.40	81.78	43.94	6.10	4.46
ENGLISH LNG & LIT.	82.44	44.00	77.29	40.81	5.15	3.19
PUNJABI	96.80	56.55	92.00	48.61	4.80	7.94
HINDI COURSE-A	96.99	57.70	93.44	52.49	3.55	5.21
SCIENCE	95.73	46.31	93.06	45.59	2.67	0.72
URDU COURSE-A	92.55	49.72	90.68	50.73	1.87	-1.01
COMM. SANSKRIT	97.95	55.74	97.67	55.00	0.28	0.74
SOCIAL SCIENCE	95.89	52.39	96.07	56.53	-0.18	-4.14
URDU COURSE-B	93.50	56.42	95.98	58.31	-2.48	-1.89
HINDI COURSE-B	83.91	49.82	86.52	46.93	-2.61	2.89
ENGLISH COMM.	78.95	38.73	86.38	44.39	-7.43	-5.66

## 2008 CBSE Subject wise comparison with Public Schools

Subject	Government		Public		Difference	
	PP	QI	PP	QI	PP	QI
COMM. SANSKRIT	97.95	55.74	96.76	67.32	1.19	-11.58
ENGLISH COMM.	78.95	38.73	96.90	65.37	-17.95	-26.64
ENGLISH LNG & LIT.	82.44	44.00	92.07	56.87	-9.63	-12.87
HINDI COURSE-A	96.99	57.70	97.22	62.36	-0.23	-4.66
HINDI COURSE-B	83.91	49.82	97.83	66.67	-13.92	-16.85
MATHEMATICS	87.88	48.40	93.49	67.80	-5.61	-19.40
PUNJABI	96.80	56.55	94.84	58.97	1.96	-2.42
SCIENCE	95.73	46.31	95.34	62.37	0.39	-16.06
SOCIAL SCIENCE	95.89	52.39	97.35	66.90	-1.46	-14.51
URDU COURSE-A	92.55	49.72	99.42	57.52	-6.87	-7.80
URDU COURSE-B	93.50	56.42	97.79	73.36	-4.29	-16.94

**Total Failed students = 17181      Class-X CBSE**

<b>Number of Students Failed because of a single subject</b>	
<b>Subject</b>	<b>Failed</b>
Hindi Course A	307
Mathematics	8298
Social Science	1426
English Lang & Lit	408
English Comm	1
Science	1603
Urdu Course B	1
Comm Sanskrit	11
<b>Total</b>	<b>12055</b>

**5126 students failed in multiple subjects.**

**THANKS**